



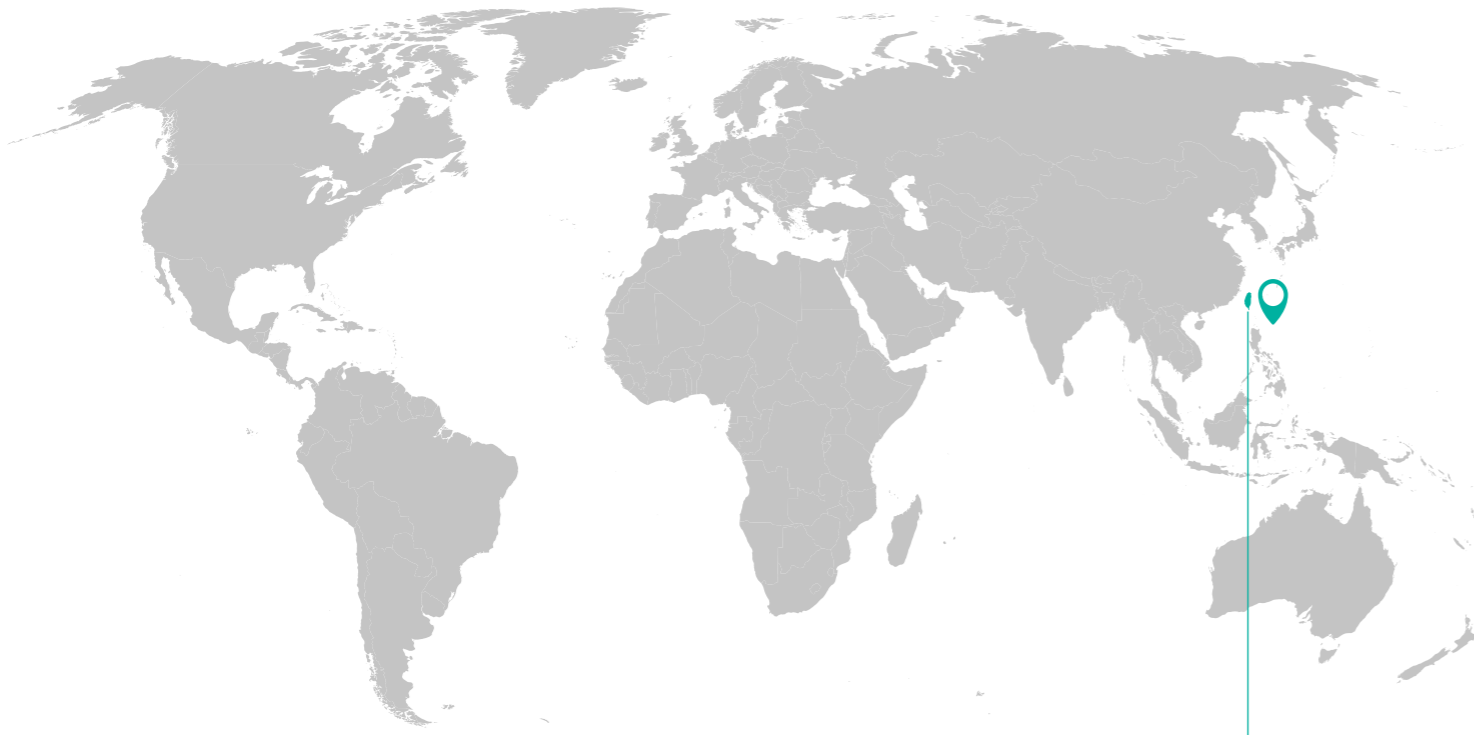
Visit Our Website



V.10285110

Underwater Connector Catalogue

Wet-Mate Series | Dry-Mate Series | Accessories | Customization

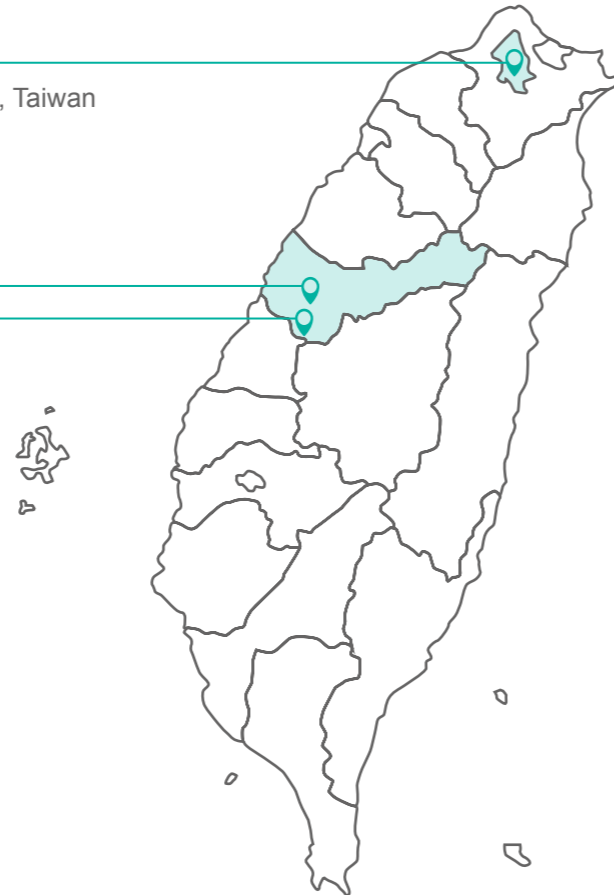


Taiwan - DWTEK

Taipei Office
 19F, No. 508, Sec 5, Zhongxiao E. Rd., Xinyi District, Taipei City 110, Taiwan

Headquarter
 No.22, Dong Ying Rd., East District, Taichung City 401, Taiwan

R&D Center
 No.303, Fengxi Rd., Wufeng District, Taichung City 413, Taiwan



About DWTEK

DWTEK Co., Ltd., founded in 2008, is the first company in Taiwan specializing in underwater technology. DWTEK's product line includes ROVs, underwater connectors, and various subsea components.

Furthermore, DWTEK provides comprehensive support to the international offshore industry with ROV services, subsea inspections, surveys, IRM, vessel chartering and bunkering services.

CONTENT

WET-MATE SERIES

Standard Circular	4
Tiny	46
Mirco Circular	52
Low Profile	100
Low Profile Micro	130
High Power	148
Power Battery	164
Coax 50ohm	172
Rubber Molded	180
Ethernet	192
IE08	234
IE55	242
Wet Metal Shell	250
Diving (EO)	260
Penetrator	264

DRY-MATE SERIES

Dry Metal shell	270
55 Series	298
<hr/>	
Specials	312
Accessories	322
General Information	338



Standard Circular

Bulkhead

Inline

Overmold

Attachable

PBOF (PressureBalanced Oil Filled)

Dummy



Standard Circular_Bulkhead Contact 2, 3, 4, 5



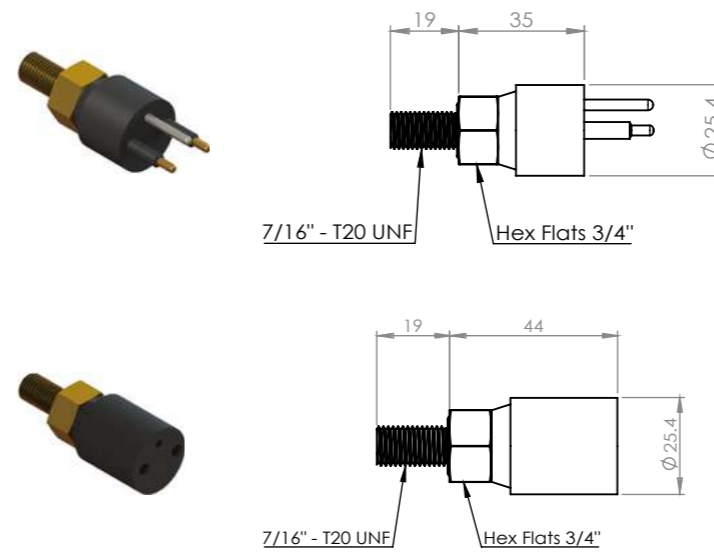
Operation Specification	
Max. voltage	600 V DC
Current rating @contact	10A
Max. current @connector	Contact 2: 20A
	Contact 3,4,5: 30A
Insulation resistance	>200 Mohm
Contact resistance	<0.01 ohm
Depth rating	600 bar (300 bar for PEEK)
Temperature rating	-40 to 60°C

Material Specification	
Connector body	Chloroprene rubber
Bulkhead body	Brass(BR), stainless steel 316(SS), anodized aluminum(AL), titanium(TI) or PEEK(PE)
Contact	Gold plated brass
Socket	Gold plated beryllium copper
Location pin	Contact 2,3,4: Stainless steel 316
	Contact 5: N/A
Bulkhead leads	AWG 18 PTFE, 30cm
O - rings	NBR 2-014


Standard Circular_Bulkhead_Male_Contact 2,3,4,5	
Male (Order No.)	Contact
SCBH02M	2
SCBH03M	3
SCBH04M	4
SCBH05M	5

Standard Circular_Bulkhead_Female_Contact 2,3,4,5	
Female (Order No.)	Contact
SCBH02F	2
SCBH03F	3
SCBH04F	4
SCBH05F	5

*Dimensions in mm, Thread in inches



Face View (Male)




Wiring Color Code

- 1 Black
- 2 White
- 3 Red
- 4 Green
- 5 Orange

(3 Conductor code: 1 Black, 2 White, 3 Green)

Standard Circular_Bulkhead Contact 6, 8, 10



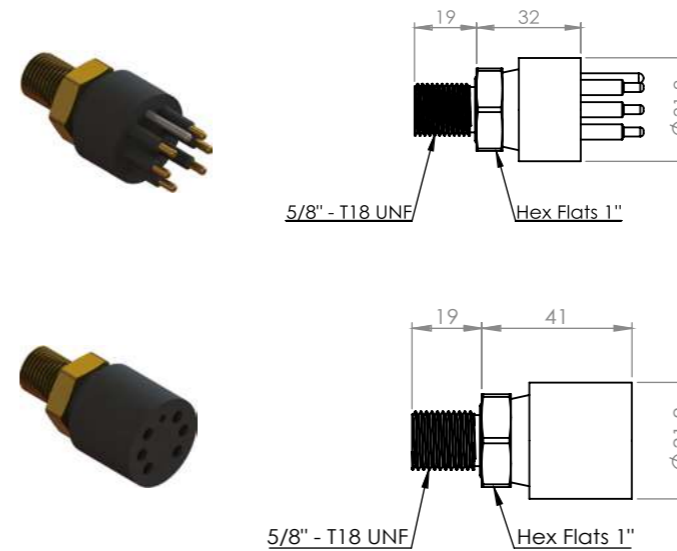
Operation Specification	
Max. voltage	600 V DC
Current rating @contact	10A
Max. current @connector	50A
Insulation resistance	>200 Mohm
Contact resistance	<0.01 ohm
Depth rating	600 bar (300 bar for PEEK)
Temperature rating	-40 to 60°C

Material Specification	
Connector body	Chloroprene rubber
Bulkhead body	Brass(BR), stainless steel 316(SS), anodized aluminum(AL), titanium(TI) or PEEK(PE)
Contact	Gold plated brass
Socket	Gold plated beryllium copper
Location pin	Contact 6: Stainless steel 316
	Contact 8,10: N/A
Bulkhead leads	AWG 18 PTFE, 30cm
O - rings	NBR 2-017

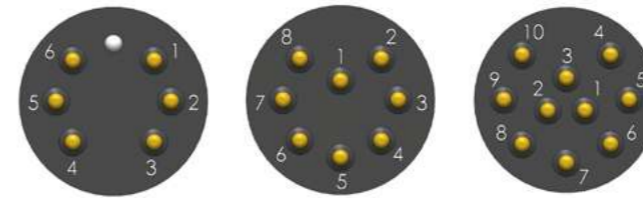
Standard Circular_Bulkhead_Male_Contact 6,8,10	
Male (Order No.)	Contact
SCBH06M	6
SCBH08M	8
SCBH10M	10

Standard Circular_Bulkhead_Female_Contact 6,8,10	
Female (Order No.)	Contact
SCBH06F	6
SCBH08F	8
SCBH10F	10

*Dimensions in mm, Thread in inches




Face View (Male)



Wiring Color Code

- | | | | |
|---------|----------|---------------|-----------------|
| 1 Black | 4 Green | 7 White/black | 10 Orange/black |
| 2 White | 5 Orange | 8 Red/black | |
| 3 Red | 6 Blue | 9 Green/black | |

Standard Circular_Bulkhead Contact 12



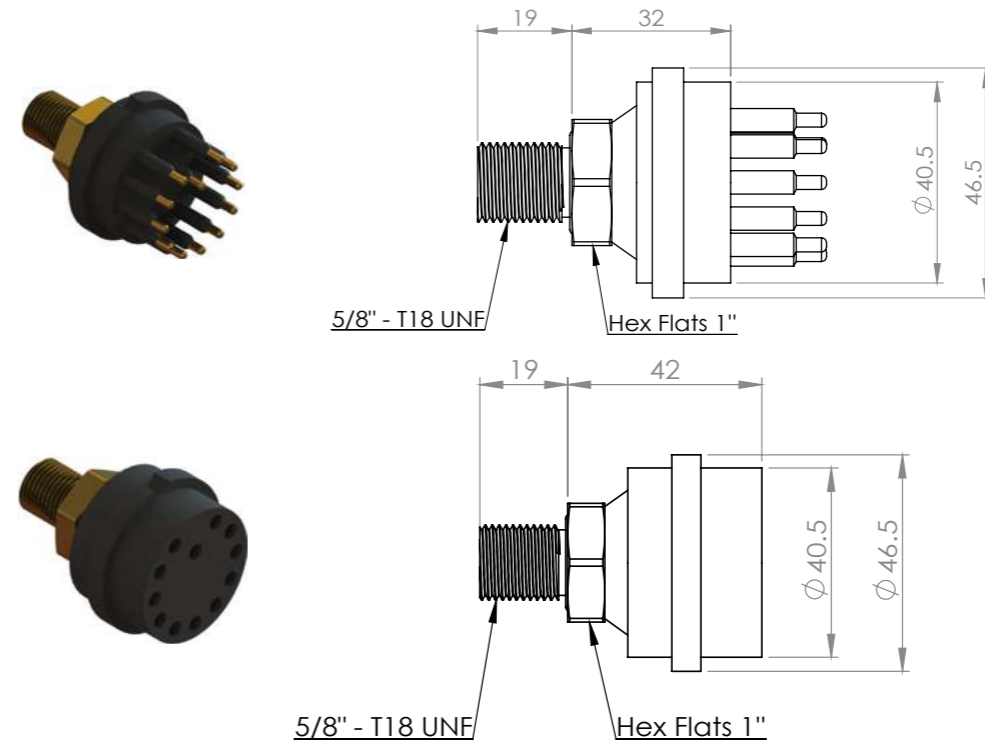
Operation Specification	
Max. voltage	600 V DC
Current rating @contact	10A
Max. current @connector	60A
Insulation resistance	>200 Mohm
Contact resistance	<0.01 ohm
Depth rating	600 bar (300 bar for PEEK)
Temperature rating	-40 to 60°C

Material Specification	
Connector body	Chloroprene rubber
Bulkhead body	Brass(BR), stainless steel 316(SS), anodized aluminum(AL), titanium(TI) or PEEK(PE)
Contact	Gold plated brass
Socket	Gold plated beryllium copper
Bulkhead leads	AWG 18 PTFE, 30cm
O - rings	NBR 2-017

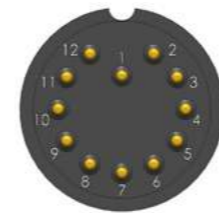
Standard Circular_Bulkhead_Male_Contact 12	
Male (Order No.)	Contact
SCBH12M	12

Standard Circular_Bulkhead_Female_Contact 12	
Female (Order No.)	Contact
SCBH12F	12

*Dimensions in mm, Thread in inches



Face View (Male)



Wiring Color Code

1 Black	4 Green	7 White/black	10 Orange/black
2 White	5 Orange	8 Red/black	11 Blue/black
3 Red	6 Blue	9 Green/black	12 Black/white

Standard Circular_Bulkhead Contact 12,16



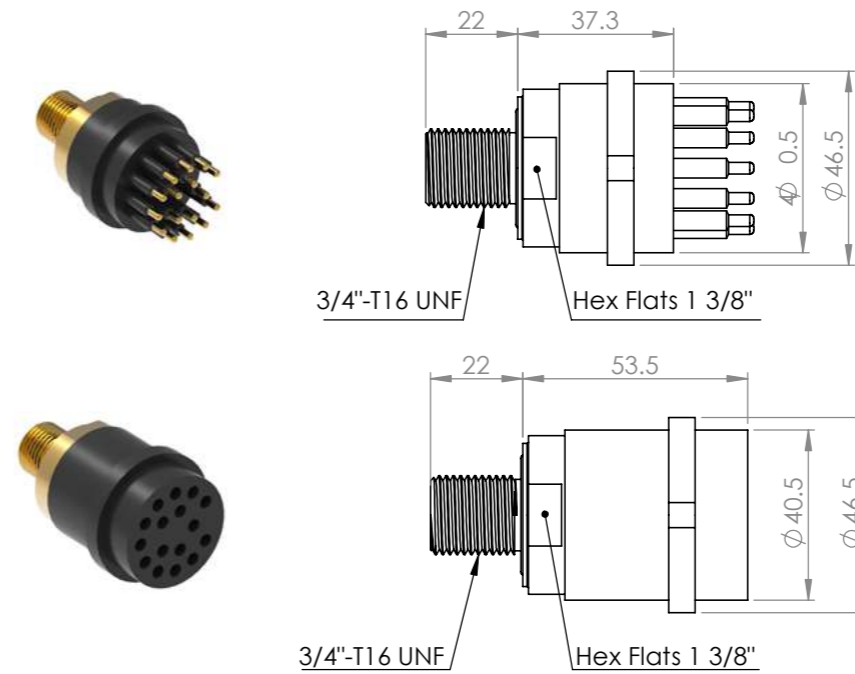
Operation Specification	
Max. voltage	600 V DC
Current rating @contact	10A
Max. current @connector	60A
Insulation resistance	>200 Mohm
Contact resistance	<0.01 ohm
Depth rating	600 bar (300 bar for PEEK)
Temperature rating	-40 to 60°C

Material Specification	
Connector body	Chloroprene rubber
Bulkhead body	Brass(BR), stainless steel 316(SS), anodized aluminum(AL), titanium(TI) or PEEK(PE)
Contact	Gold plated brass
Socket	Gold plated beryllium copper
Bulkhead leads	AWG 18 PTFE, 30cm
O - rings	NBR 2-022


Standard Circular_Bulkhead_Male_Contact 12,16	
Male (Order No.)	Contact
SCBH12M	12
SCBH16M	16

Standard Circular_Bulkhead_Female_Contact 12,16	
Female (Order No.)	Contact
SCBH12F	12
SCBH16F	16

*Dimensions in mm, Thread in inches




Face View (Male)



Wiring Color Code

1 Black	4 Green	7 White/black	10 Orange/black	13 Red/white	16 Black/red
2 White	5 Orange	8 Red/black	11 Blue/black	14 Green/white	
3 Red	6 Blue	9 Green/black	12 Black/white	15 Blue/white	

Standard Circular_Bulkhead Contact 25



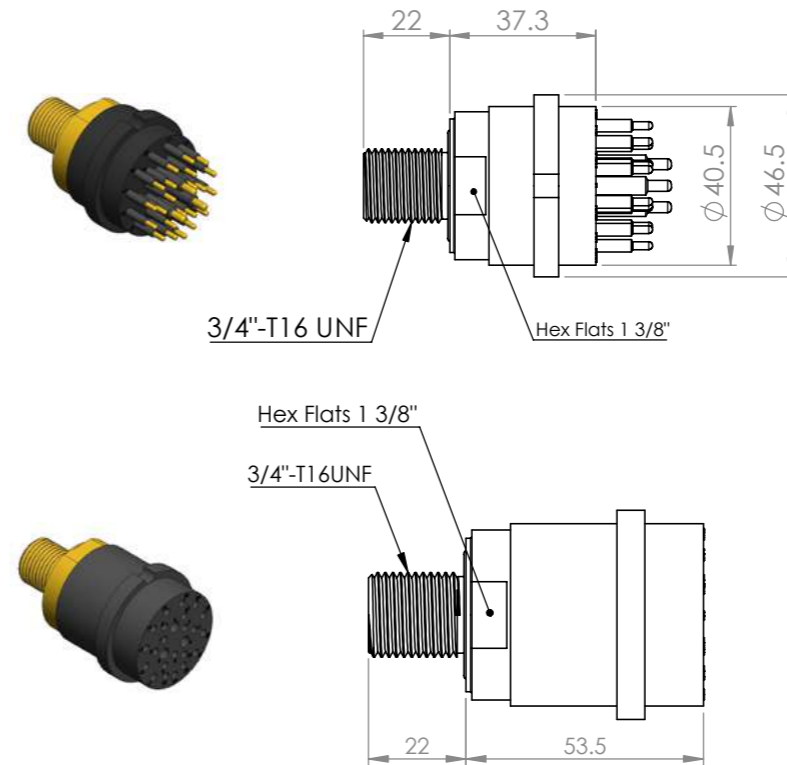
Operation Specification	
Max. voltage	600 V DC
Current rating @contact	3 POWER CONTACTS 10A
	22 SIGNAL CONTACTS 5A
Max. current @connector	60A
Insulation resistance	>200 Mohm
Contact resistance	<0.01 ohm
Depth rating	600 bar
Temperature rating	-40 to 60°C

Material Specification	
Connector body	Chloroprene rubber
Bulkhead body	Brass,Stainless 316,Titanium,Aluminium
Contact	Gold plated brass
Socket	Gold plated beryllium copper
Bulkhead leads	3 x 18 AWG PTFE , 30cm
	22 X 20 AWG PTFE , 30cm
O - rings	AS-022

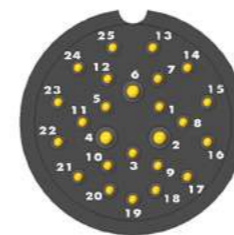
Standard Circular_Bulkhead_Male_Contact 25	
Male (Order No.)	Contact
SCBH25M	25

Standard Circular_Bulkhead_Female_Contact 25	
Female (Order No.)	Contact
SCBH25F	25

*Dimensions in mm, Thread in inches



Face View (Male)



Standard Circular_Inline Contact 1



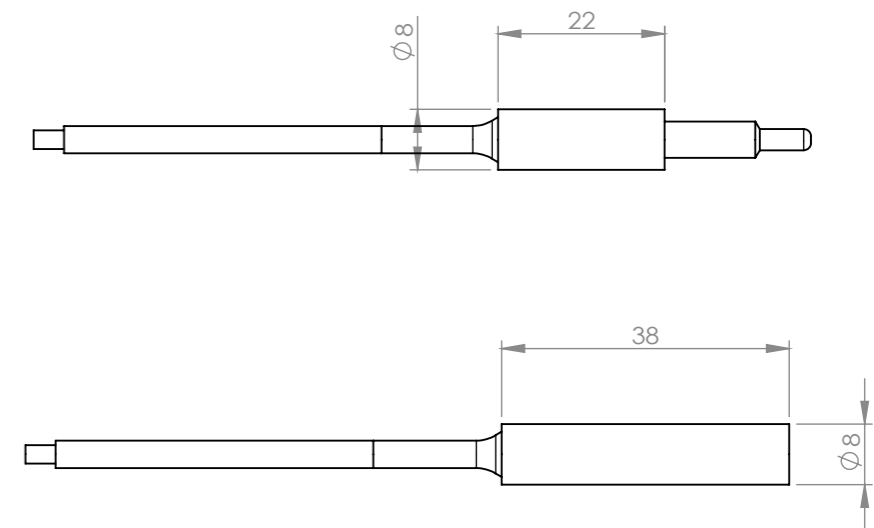
Operation Specification	
Max. voltage	600 V DC
Current rating @contact	10A
Insulation resistance	>200 Mohm
Contact resistance	<0.01 ohm
Depth rating	600 bar
Temperature rating	-40 to 60°C

Material Specification	
Connector body	Chloroprene rubber
Contact	Gold plated brass
Socket	Gold plated beryllium copper
Inline cable	AWG 18 Neoprene, 60cm

Standard Circular_Inline_Male_Contact 1	
Male (Order No.)	Contact
SCIL01M	1

Standard Circular_Inline_Female_Contact 1	
Female (Order No.)	Contact
SCIL01F	1

*Dimensions in mm, Thread in inches



Standard Circular_Inline Contact 2, 3, 4, 5



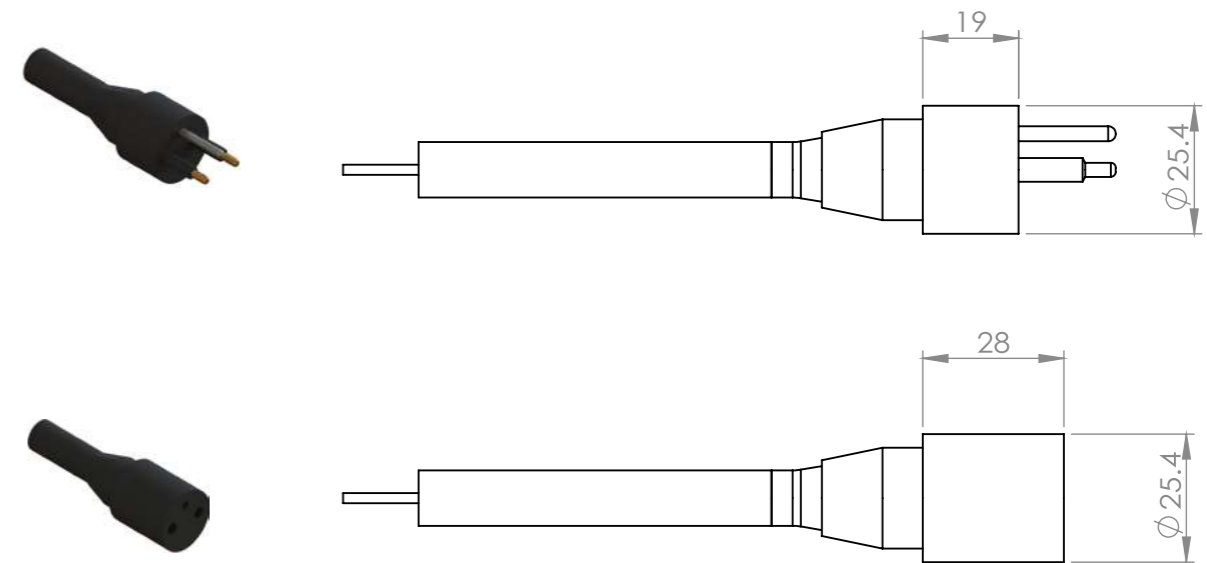
Operation Specification	
Max. voltage	600 V DC
Current rating @contact	10A
Max. current @connector	Contact 2: 20A
	Contact 3,4,5: 30A
Insulation resistance	>200 Mohm
Contact resistance	<0.01 ohm
Depth rating	600 bar
Temperature rating	-40 to 60°C

Material Specification	
Connector body	Chloroprene rubber
Contact	Gold plated brass
Socket	Gold plated beryllium copper
Location pin	Contact 2,3,4: Stainless steel 316
	Contact 5: N/A
Inline cable	Contact 2,3,4: AWG 16 Neoprene, 60cm
	Contact 5: AWG 18 Neoprene, 60cm

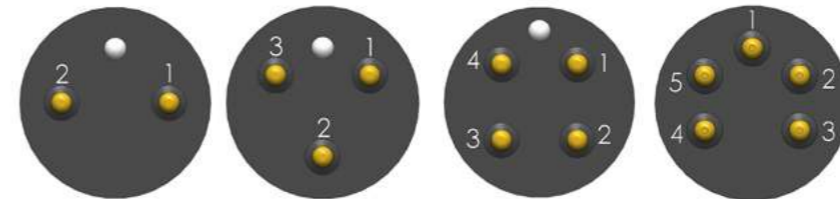
Standard Circular_Inline_Male_Contact 2,3,4,5	
Male (Order No.)	Contact
SCIL02M	2
SCIL03M	3
SCIL04M	4
SCIL05M	5

Standard Circular_Inline_Female_Contact 2,3,4,5	
Female (Order No.)	Contact
SCIL02F	2
SCIL03F	3
SCIL04F	4
SCIL05F	5

*Dimensions in mm, Thread in inches



Face View (Male)



Wiring Color Code

- 1 Black
- 2 White
- 3 Red
- 4 Green
- 5 Orange

(3 Conductor code: 1 Black, 2 White, 3 Green)

Standard Circular_Inline Contact 6, 8, 10



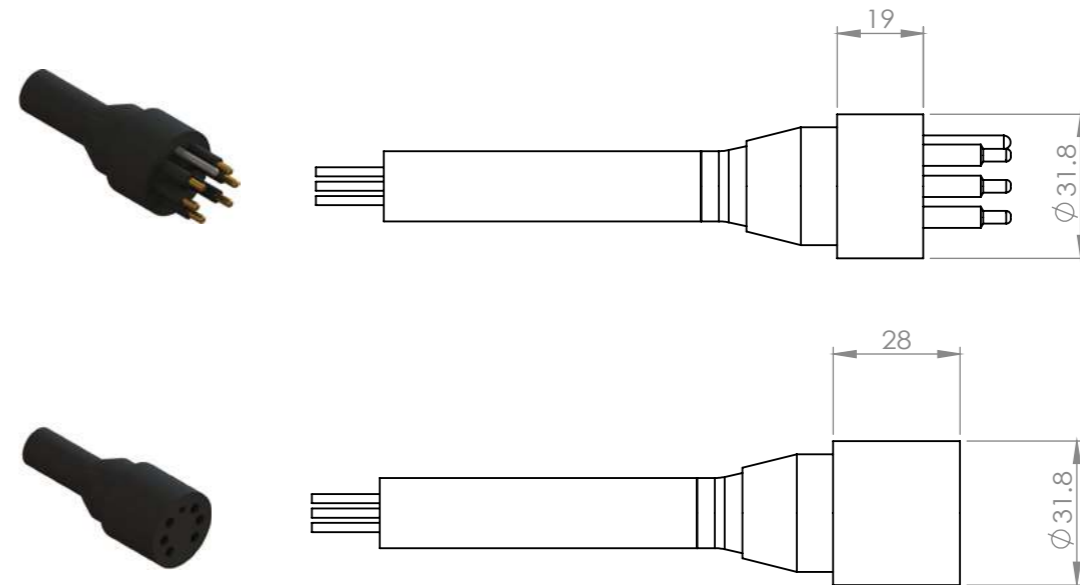
Operation Specification	
Max. voltage	600 V DC
Current rating @contact	10A
Max. current @connector	50A
Insulation resistance	>200 Mohm
Contact resistance	<0.01 ohm
Depth rating	600 bar
Temperature rating	-40 to 60°C

Material Specification	
Connector body	Chloroprene rubber
Contact	Gold plated brass
Socket	Gold plated beryllium copper
Location pin	Contact 6: Stainless steel 316
	Contact 8,10: N/A
Inline cable	Contact 6,8: AWG 16 Neoprene, 60cm
	Contact 10: AWG 18 Neoprene, 60cm


Standard Circular_Inline_Male_Contact 6,8,10	
Male (Order No.)	Contact
SCIL06M	6
SCIL08M	8
SCIL10M	10

Standard Circular_Inline_Female_Contact 6,8,10	
Female (Order No.)	Contact
SCIL06F	6
SCIL08F	8
SCIL10F	10

*Dimensions in mm, Thread in inches



Face View (Male)



Wiring Color Code

- 1 Black 4 Green 7 White/black 10 Orange/black
- 2 White 5 Orange 8 Red/black
- 3 Red 6 Blue 9 Green/black

Standard Circular_Inline Contact 12, 16



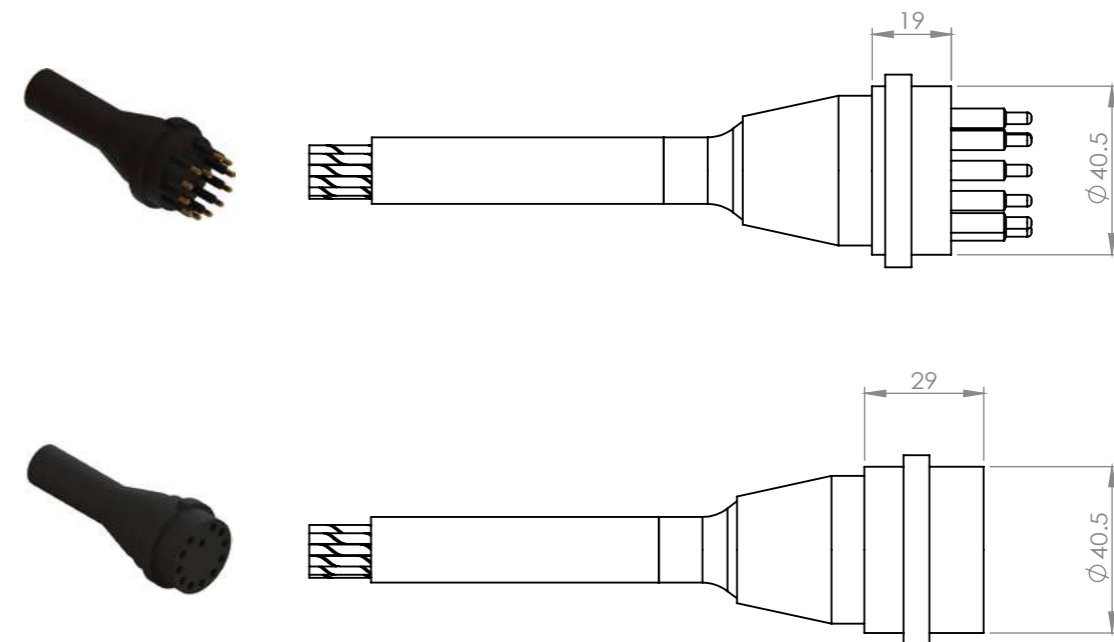
Operation Specification	
Max. voltage	600 V DC
Current rating @contact	10A
Max. current @connector	60A
Insulation resistance	>200 Mohm
Contact resistance	<0.01 ohm
Depth rating	600 bar
Temperature rating	-40 to 60°C

Material Specification	
Connector body	Chloroprene rubber
Contact	Gold plated brass
Socket	Gold plated beryllium copper
Inline cable	AWG 18 Neoprene, 60cm

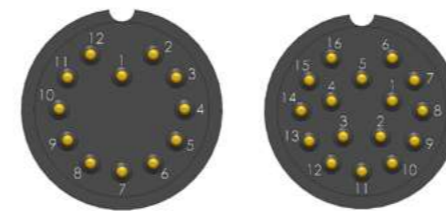
Standard Circular_Inline_Male_Contact 12,16	
Male (Order No.)	Contact
SCIL12M	12
SCIL16M	16

Standard Circular_Inline_Female_Contact 12,16	
Female (Order No.)	Contact
SCIL12F	12
SCIL16F	16

*Dimensions in mm, Thread in inches



Face View (Male)



Wiring Color Code

- | | | | | | |
|---------|----------|---------------|-----------------|----------------|--------------|
| 1 Black | 4 Green | 7 White/black | 10 Orange/black | 13 Red/white | 16 Black/red |
| 2 White | 5 Orange | 8 Red/black | 11 Blue/black | 14 Green/white | |
| 3 Red | 6 Blue | 9 Green/black | 12 Black/white | 15 Blue/white | |

Standard Circular_Inline Contact 25



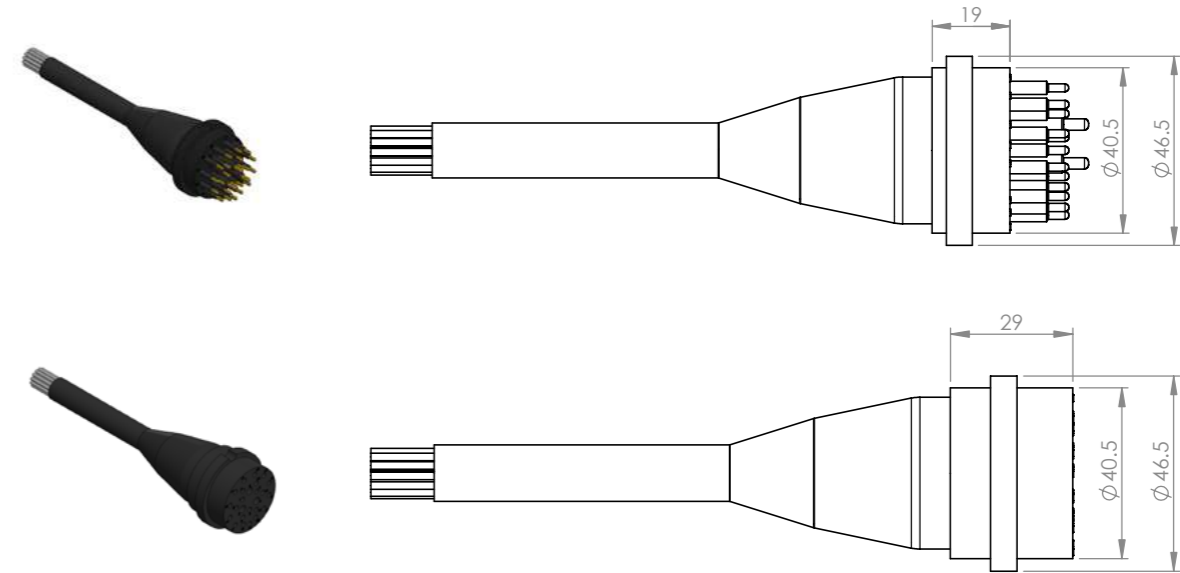
Operation Specification	
Max. voltage	600 V DC
Current rating @contact	3 POWER CONTACTS 10A
	22 SIGNAL CONTACTS 5A
Max. current @connector	60A
Insulation resistance	>200 Mohm
Contact resistance	<0.01 ohm
Depth rating	600 bar
Temperature rating	-40 to 60 °C

Material Specification	
Connector body	Chloroprene rubber
Contact	Gold plated brass
Socket	Gold plated beryllium copper
Inline cable	3 x 18 AWG 22 X 20 AWG PUR, 60cm

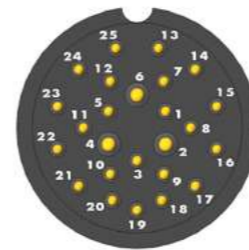
Standard Circular_Inline_Male_Contact 25	
Male (Order No.)	Contact
SCIL25M	25

Standard Circular_Inline_Female_Contact 25	
Female (Order No.)	Contact
SCIL25F	25

*Dimensions in mm, Thread in inches



Face View (Male)



Standard Circular_Overmold Contact 1



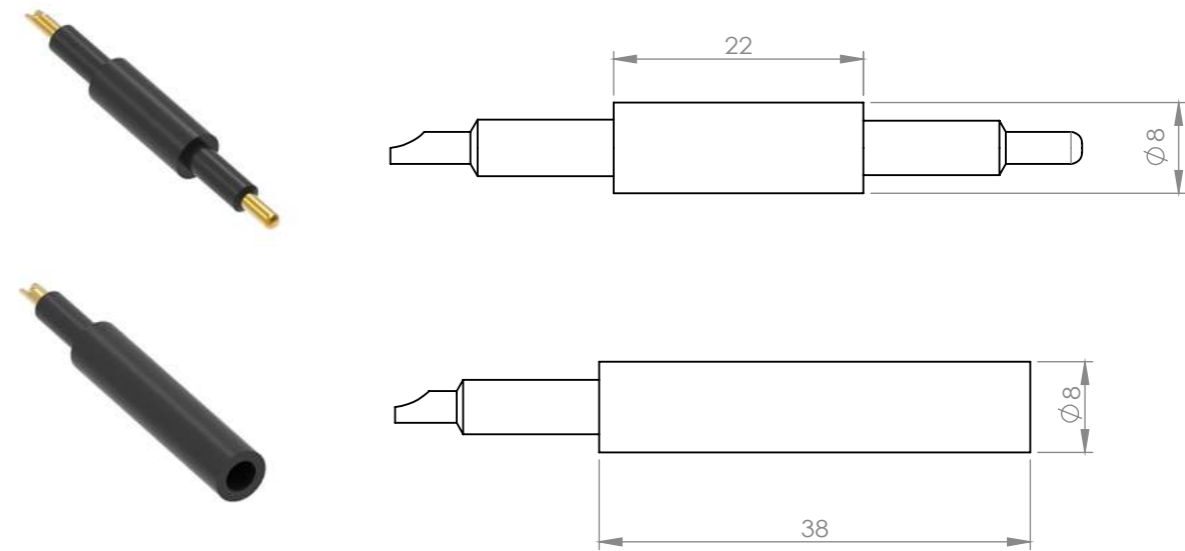
Operation Specification	
Max. voltage	600 V DC
Current rating @contact	10A
Insulation resistance	>200 Mohm
Contact resistance	<0.01 ohm
Depth rating	600 bar
Temperature rating	-40 to 60°C

Material Specification	
Connector body	Chloroprene rubber
Contact	Gold plated brass
Socket	Gold plated beryllium copper

Standard Circular_Overmold_Male_Contact 1	
Male (Order No.)	Contact
SCOM01M	1

Standard Circular_Overmold_Female_Contact 1	
Female (Order No.)	Contact
SCOM01F	1

*Dimensions in mm, Thread in inches



Standard Circular_Overmold Contact 2, 3, 4, 5



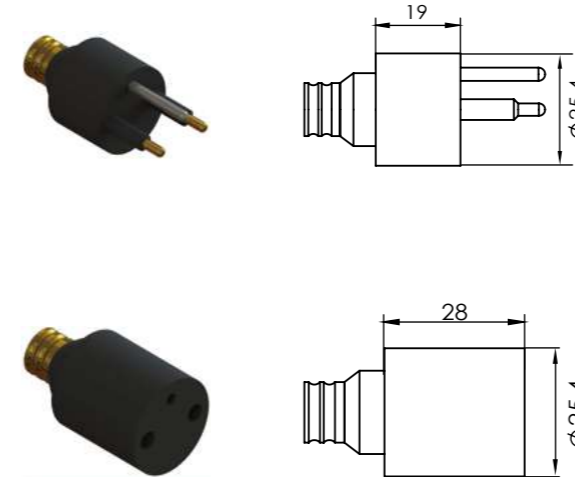
Operation Specification	
Max. voltage	600 V DC
Current rating @contact	10A
Max. current @connector	Contact 2: 20A
	Contact 3,4,5: 30A
Insulation resistance	>200 Mohm
Contact resistance	<0.01 ohm
Depth rating	600 bar
Temperature rating	-40 to 60°C

Material Specification	
Connector body	Chloroprene rubber
OM body	Brass(BR)
Contact	Gold plated brass
Socket	Gold plated beryllium copper
Location pin	Contact 2,3,4: Stainless steel 316
	Contact 5: N/A
OM leads	AWG 18 PTFE, 10cm

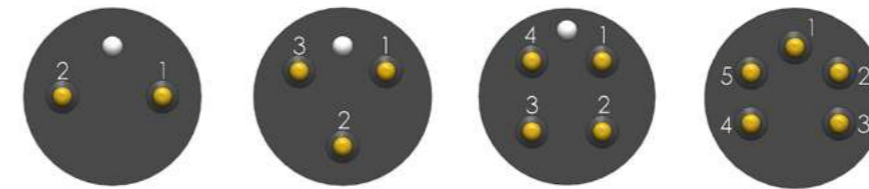
Standard Circular_Overmold_Male_Contact 2,3,4,5	
Male (Order No.)	Contact
SCOM02M	2
SCOM03M	3
SCOM04M	4
SCOM05M	5

Standard Circular_Overmold_Female_Contact 2,3,4,5	
Female (Order No.)	Contact
SCOM02F	2
SCOM03F	3
SCOM04F	4
SCOM05F	5

*Dimensions in mm, Thread in inches



Face View (Male)



Wiring Color Code

- 1 Black
- 2 White
- 3 Red
- 4 Green
- 5 Orange

(3 Conductor code: 1 Black, 2 White, 3 Green)

Standard Circular_Overmold Contact 6, 8, 10



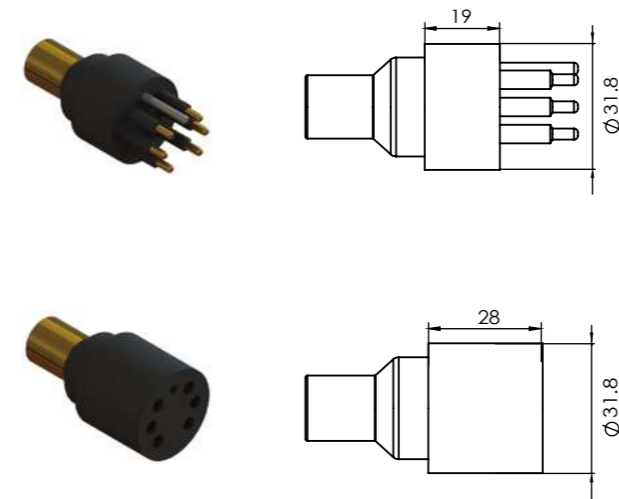
Operation Specification	
Max. voltage	600 V DC
Current rating @contact	10A
Max. current @connector	50A
Insulation resistance	>200 Mohm
Contact resistance	<0.01 ohm
Depth rating	600 bar
Temperature rating	-40 to 60°C

Material Specification	
Connector body	Chloroprene rubber
OM body	Brass(BR)
Contact	Gold plated brass
Socket	Gold plated beryllium copper
Location pin	Contact 6: Stainless steel 316
	Contact 8,10: N/A
OM leads	AWG 18 PTFE, 10cm

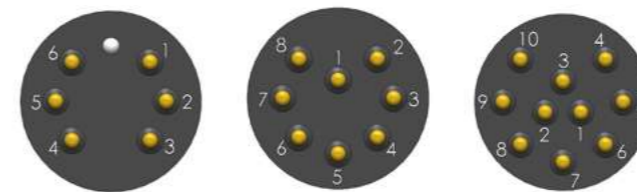
Standard Circular_Overmold_Male_Contact 6,8,10	
Male (Order No.)	Contact
SCOM06M	6
SCOM08M	8
SCOM10M	10

Standard Circular_Overmold_Female_Contact 6,8,10	
Female (Order No.)	Contact
SCOM06F	6
SCOM08F	8
SCOM10F	10

*Dimensions in mm, Thread in inches



Face View (Male)



Wiring Color Code

- 1 Black 4 Green 7 White/black 10 Orange/black
- 2 White 5 Orange 8 Red/black
- 3 Red 6 Blue 9 Green/black

Standard Circular_Overmold Contact 12, 16



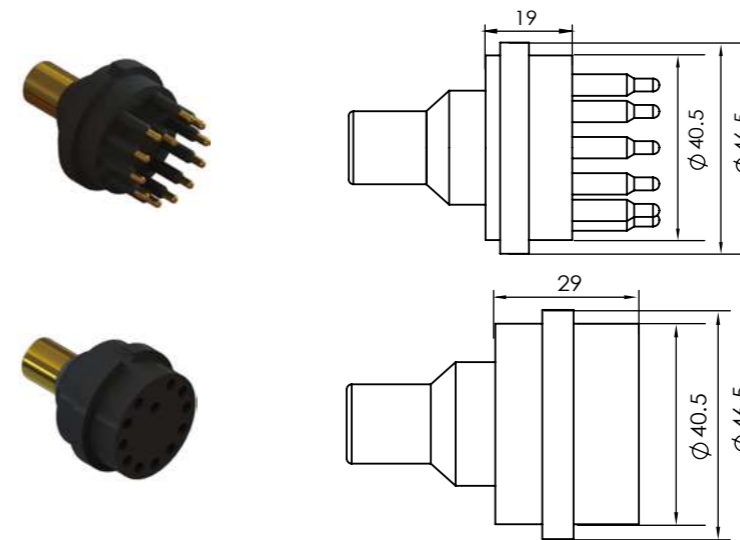
Operation Specification	
Max. voltage	600 V DC
Current rating @contact	10A
Max. current @connector	60A
Insulation resistance	>200 Mohm
Contact resistance	<0.01 ohm
Depth rating	600 bar
Temperature rating	-40 to 60°C

Material Specification	
Connector body	Chloroprene rubber
OM body	Brass(BR)
Contact	Gold plated brass
Socket	Gold plated beryllium copper
OM leads	AWG 18 PTFE, 10cm


Standard Circular_Overmold_Male_Contact 12,16	
Male (Order No.)	Contact
SCOM12M	12
SCOM16M	16

Standard Circular_Overmold_Female_Contact 12,16	
Female (Order No.)	Contact
SCOM12F	12
SCOM16F	16

*Dimensions in mm, Thread in inches



Face View (Male)



Wiring Color Code

- | | | | | | |
|---------|----------|---------------|-----------------|----------------|--------------|
| 1 Black | 4 Green | 7 White/black | 10 Orange/black | 13 Red/white | 16 Black/red |
| 2 White | 5 Orange | 8 Red/black | 11 Blue/black | 14 Green/white | |
| 3 Red | 6 Blue | 9 Green/black | 12 Black/white | 15 Blue/white | |

Standard Circular_Overmold_Boot

SCBT0AN



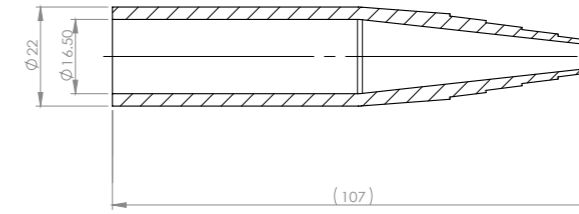
SCBT0BN



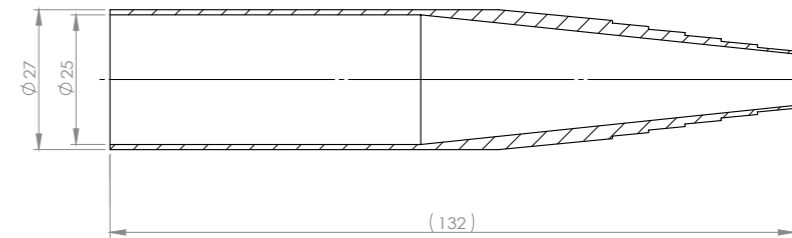
Material Specification	
Boot body	Chloroprene rubber

Standard Circular_Overmold_Boot	
Order No.	Contact
SCBT0AN	N/A
SCBT0BN	N/A

*Dimensions in mm, Thread in inches




SCBT0AN



SCBT0BN

Standard Circular_Attachable Contact 6, 8



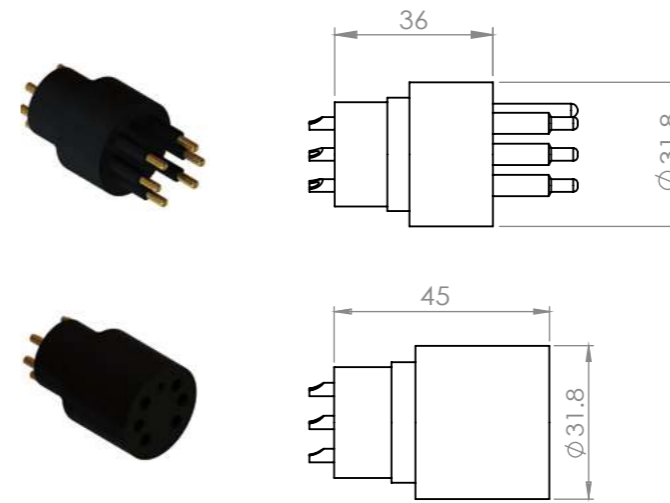
Operation Specification	
Max. voltage	600 V DC
Current rating @contact	10A
Max. current @connector	50A
Insulation resistance	>200 Mohm
Contact resistance	<0.01 ohm
Depth rating	600 bar
Temperature rating	-40 to 60 °C

Material Specification	
Connector body	Chloroprene rubber
Contact	Gold plated brass
Socket	Gold plated beryllium copper
Location pin	Contact 6: Stainless steel 316
	Contact 8: N/A

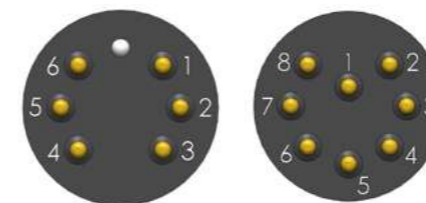
Standard Circular_Attachable_Male_Contact 6,8	
Male (Order No.)	Contact
SCAT06M	6
SCAT08M	8

Standard Circular_Attachable_Female_Contact 6,8	
Female (Order No.)	Contact
SCAT06F	6
SCAT08F	8


*Dimensions in mm, Thread in inches



Face View (Male)



Standard Circular_PBOF Contact 25



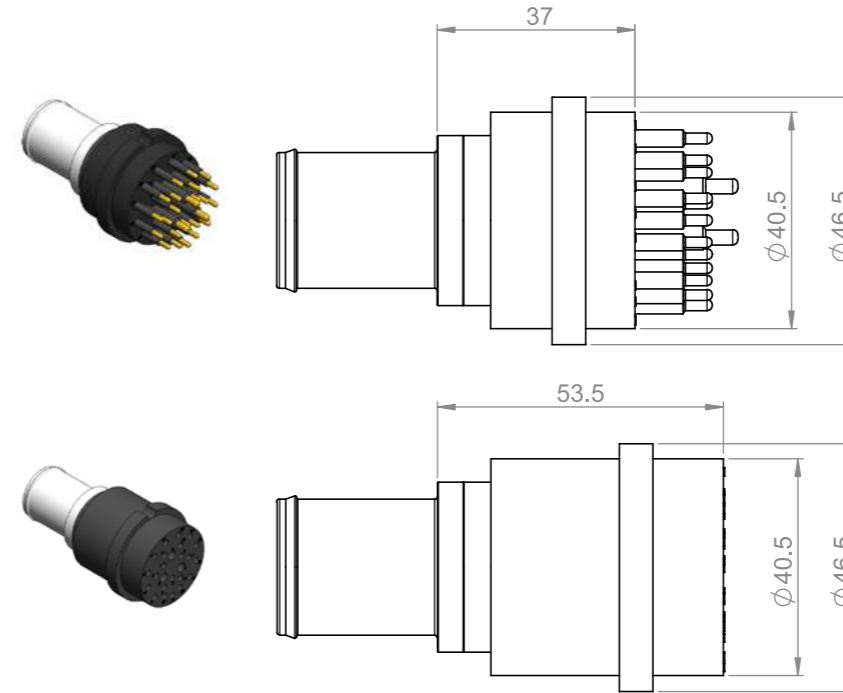
Operation Specification	
Max. voltage	600 V DC
Current rating @contact	3 POWER CONTACTS 10A
	22 SIGNAL CONTACTS 5A
Max. current @connector	60A
Insulation resistance	>200 Mohm
Contact resistance	<0.01 ohm
Depth rating	600 bar
Temperature rating	-40 to 60°C

Material Specification	
Connector body	Chloroprene rubber
PBOF body	Stainless 316
Contact	Gold plated brass
Socket	Gold plated beryllium copper
Bulkhead leads	3 x 18 AWG PTFE , 30cm
	22 X 20 AWG PTFE , 30cm

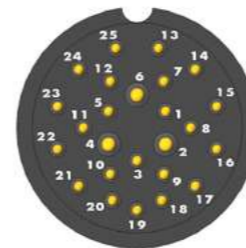
Standard Circular_PBOF_Male_Contact 25	
Male (Order No.)	Contact
SCPBOF25M	25

Standard Circular_PBOF_Female_Contact 25	
Female (Order No.)	Contact
SCPBOF25F	25

*Dimensions in mm, Thread in inches




Face View (Male)



Standard Circular_Dummy

Contact 1, 2, 3, 4, 5, 6, 8, 10, 12, 16



Material Specification	
Connector body	Chloroprene rubber
Contact	Gold plated brass
Location pin	Contact 2,3,4,6: stainless steel 316
	Contact 1,5,8,10,12,16: N/A

Standard Circular_Dummy_Male_Contact 1	
Male (Order No.)	Contact
SCDC01M	1

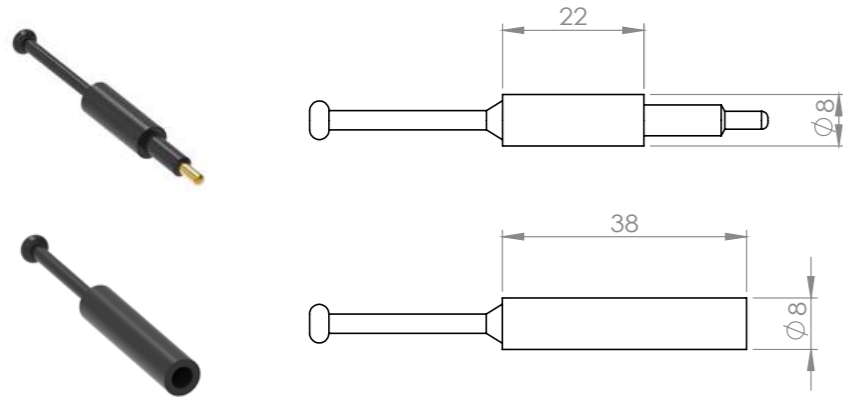
Standard Circular_Dummy_Female_Contact 1	
Female (Order No.)	Contact
SCDC01F	1

Standard Circular_Dummy_Male_Contact 2,3,4,5,6,8,10,12,16	
Male (Order No.)	Contact
SCDC02M	2
SCDC03M	3
SCDC04M	4
SCDC05M	5
SCDC06M	6
SCDC08M	8
SCDC10M	10
SCDC12M	12
SCDC16M	16

Standard Circular_Dummy_Female_Contact 2,3,4,5,6,8,10,12,16	
Female (Order No.)	Contact
SCDC02F	2
SCDC03F	3
SCDC04F	4
SCDC05F	5
SCDC06F	6
SCDC08F	8
SCDC10F	10
SCDC12F	12
SCDC16F	16

**Standard Circular_Dummy
Contact 1**

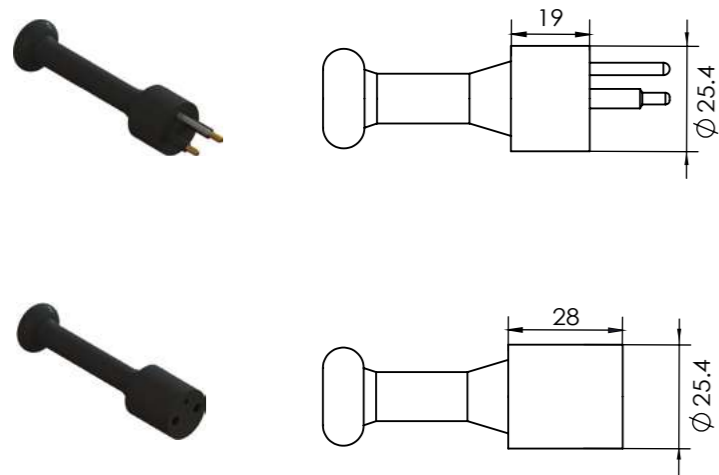
*Dimensions in mm, Thread in inches



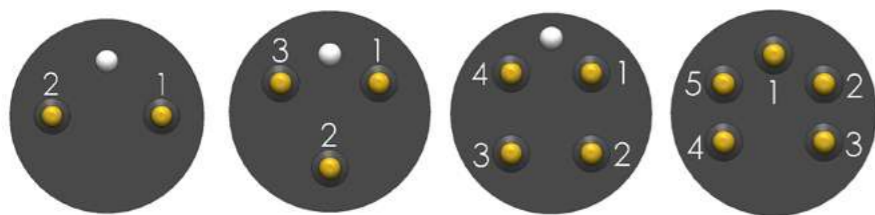
Face View (Male)



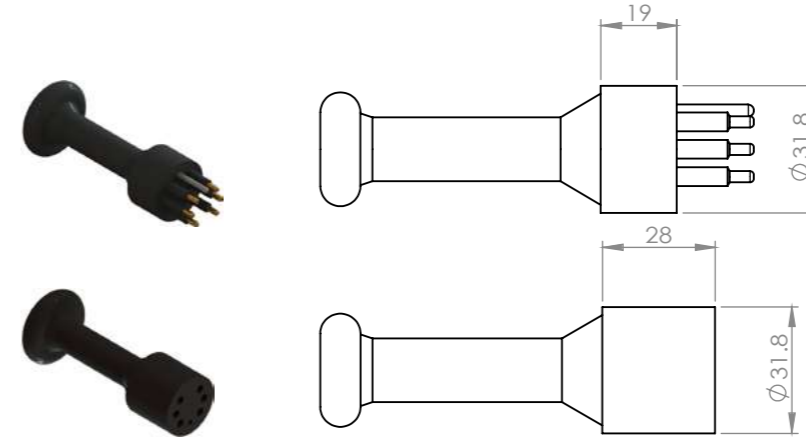
Contact 2, 3, 4, 5




Face View (Male)



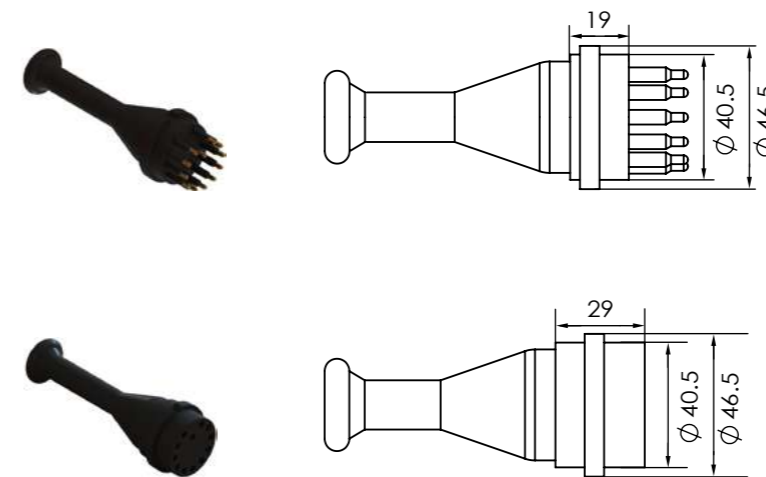
Contact 6, 8, 10



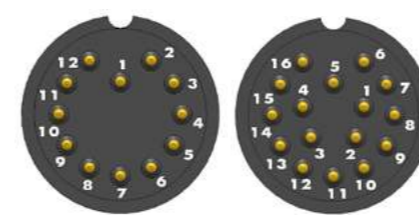
Face View (Male)



Contact 12, 16



Face View (Male)



Standard Circular_Dummy Contact 25

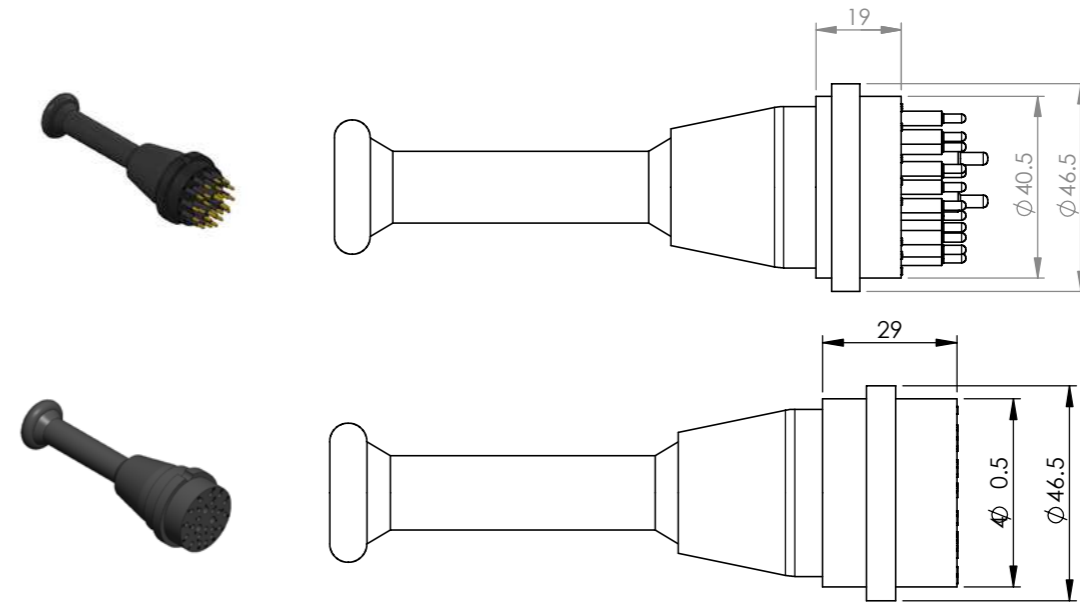


Material Specification	
Connector body	Chloroprene rubber
Contact	Gold plated brass
Location pin	N/A

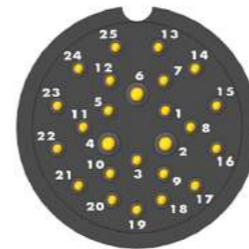
Standard Circular_Dummy_Male_Contact 25	
Male (Order No.)	Contact
SCDC25M	25

Standard Circular_Dummy_Female_Contact 25	
Female (Order No.)	Contact
SCDC25F	25

*Dimensions in mm, Thread in inches



Face View (Male)






Tiny

Bulkhead
Inline

Tiny_Bulkhead Contact 4, 7



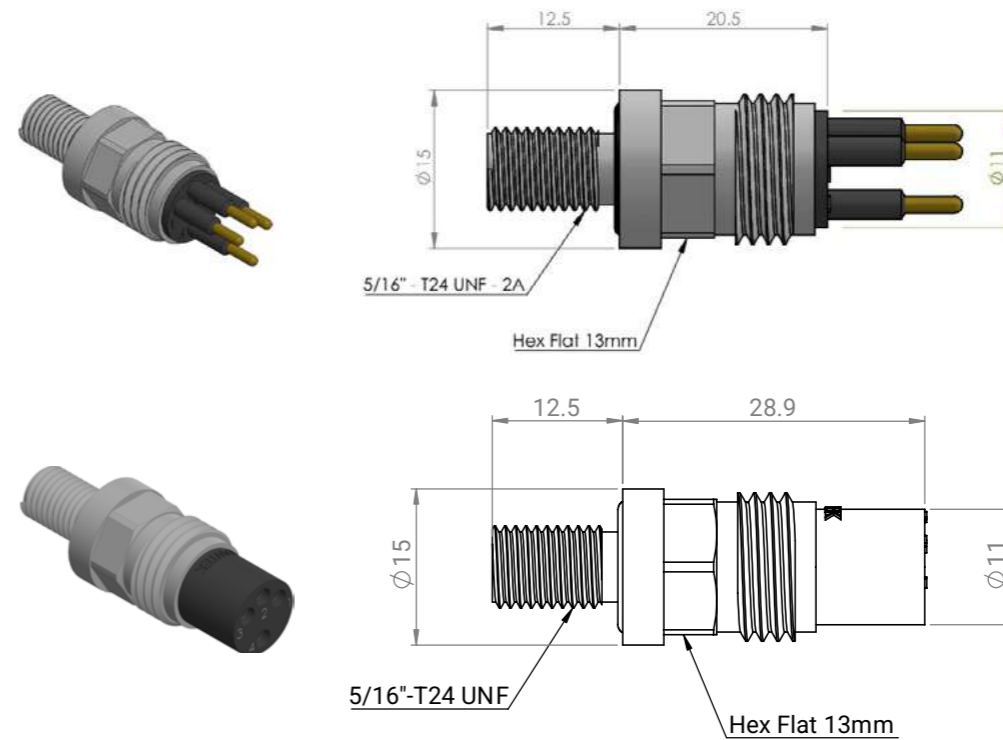
Operation Specification	
Max. voltage	300 V DC
Max. current @connector	Contact 4: 7A
	Contact 7: 4.4A
Insulation resistance	>200 Mohm
Contact resistance	<0.01 ohm
Depth rating	600 bar (300 bar for PEEK)
Temperature rating	-5 to 65°C

Material Specification	
Connector body	Chloroprene rubber
Bulkhead body	stainless steel 316(SS), titanium(TI) or PEEK(PE)
Contact	Gold plated brass
Socket	Gold plated Beryllium copper
Bulkhead leads	Contact 4: AWG 20 PTFE, 30cm
	Contact 7: AWG 22 PTFE, 30cm
O - rings	NBR 2-012

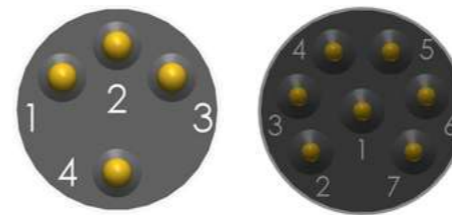
Tiny Connector_Bulkhead_Male_Contact 4,7	
Male (Order No.)	Contact
TCBH04M	4
TCBH07M	7

Tiny Connector_Bulkhead_Female_Contact 4,7	
Female (Order No.)	Contact
TCBH04F	4
TCBH07F	7

*Dimensions in mm, Thread in inches



Face View (Male)



Wiring Color Code

- 1 Black
- 2 White
- 3 Red
- 4 Green
- 5 Orange
- 6 Blue
- 7 White/black

Tiny Inline Contact 4, 7



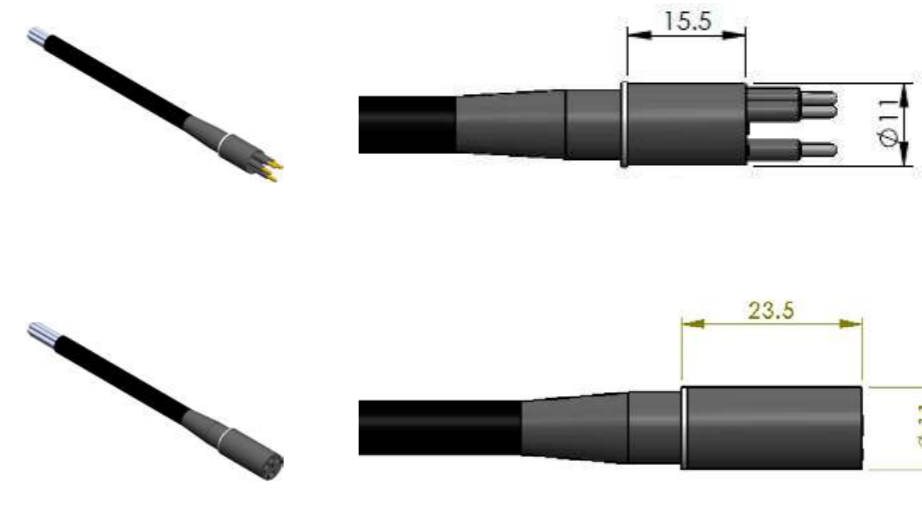
Operation Specification	
Max. voltage	300 V DC
Max. current @connector	Contact 4: 7A
	Contact 7: 4.4A
Insulation resistance	>200 Mohm
Contact resistance	<0.01 ohm
Depth rating	600 bar (300 bar for PEEK)
Temperature rating	-5 to 65°C

Material Specification	
Connector body	Chloroprene rubber
Contact	Gold plated brass
Socket	Gold plated Beryllium copper
Inline Cable	Contact 4: AWG 20 CPE, 60cm
	Contact 7: AWG 22 PUR, 60cm
O - rings	NBR 2-012

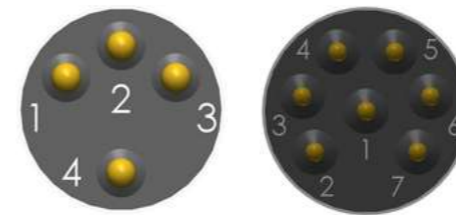
Tiny Connector Inline Male Contact 4,7	
Male (Order No.)	Contact
TCIL04M	4
TCIL07M	7

Tiny Connector Inline Female Contact 4,7	
Female (Order No.)	Contact
TCIL04F	4
TCIL07F	7

*Dimensions in mm, Thread in inches



Face View (Female)



Wiring Color Code

- 1 Black
- 2 White
- 3 Red
- 4 Green
- 5 Orange
- 6 Blue
- 7 Pink

Micro Circular

G2 Bulkhead

G2 Inline

Bulkhead (Incl. Hex Flat 22mm)

Bulkhead T Shape

Inline

Overmold

Bulkhead Right Angle

Bulkhead Double Oring (Incl. Hex Flat 22mm)

PBOF (Pressure Balanced Oil Filled)

Dummy

G2 Dummy



Micro Circular G2_Bulkhead Contact 2, 3, 4

G2 connectors share the same contacts dimension of MC 5, 6, 8.



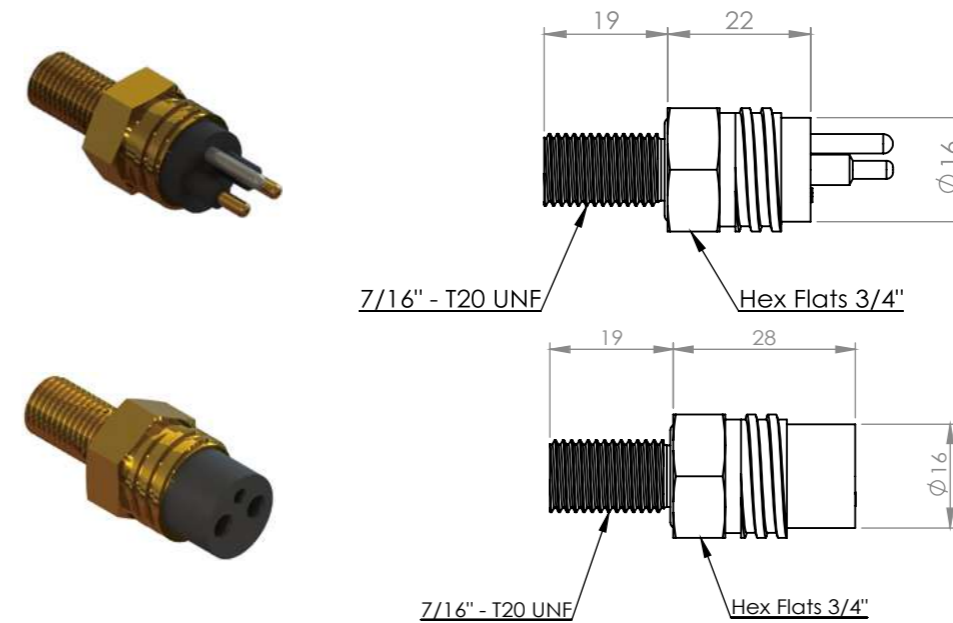
Operation Specification	
Max. voltage	300 V DC
Current rating @contact	5A
Max. current @connector	20A
Insulation resistance	>200 Mohm
Contact resistance	<0.01 ohm
Depth rating	600 bar (300 bar for PEEK)
Temperature rating	-40 to 60°C

Material Specification	
Connector body	Chloroprene rubber
Bulkhead body	Brass(BR), stainless steel 316(SS), anodized aluminum(AL), titanium(TI) or PEEK(PE)
Contact	Gold plated brass
Socket	Gold plated Beryllium copper
Location pin	Stainless steel 316
Bulkhead leads	AWG 20 PTFE, 30cm
O - rings	NBR 2-014

Micro Circular G2_Bulkhead_Male_Contact 2,3,4	
Male (Order No.)	Contact
MCG2BH02M	2
MCG2BH03M	3
MCG2BH04M	4

Micro Circular G2_Bulkhead_Female_Contact 2,3,4	
Female (Order No.)	Contact
MCG2BH02F	2
MCG2BH03F	3
MCG2BH04F	4

*Dimensions in mm, Thread in inches



Face View (Male)



Wiring Color Code

- 1 Black 4 Green
- 2 White
- 3 Red

(3 Conductor code: 1 Black, 2 White, 3 Green)

Micro Circular G2_Inline Contact 2, 3, 4

G2 connectors share the same contacts dimension of MC 5, 6, 8.



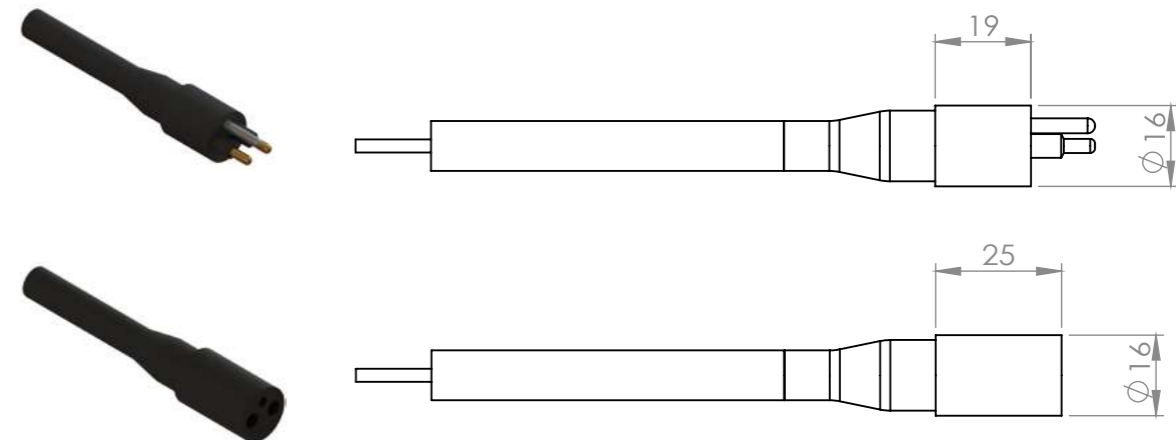
Operation Specification	
Max. voltage	300 V DC
Current rating @contact	5A
Max. current @connector	20A
Insulation resistance	>200 Mohm
Contact resistance	<0.01 ohm
Depth rating	600 bar
Temperature rating	-40 to 60 °C

Material Specification	
Connector body	Chloroprene rubber
Contact	Gold plated brass
Socket	Gold plated Beryllium copper
Location pin	Stainless steel 316
Inline cable	AWG 18 Neoprene, 60cm

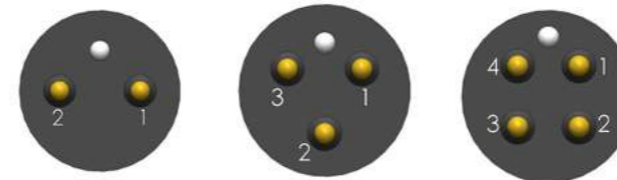
Micro Circular G2_Inline_Male_Contact 2,3,4	
Male (Order No.)	Contact
MCG2IL02M	2
MCG2IL03M	3
MCG2IL04M	4

Micro Circular G2_Inline_Female_Contact 2,3,4	
Female (Order No.)	Contact
MCG2IL02F	2
MCG2IL03F	3
MCG2IL04F	4

*Dimensions in mm, Thread in inches



Face View (Male)




Wiring Color Code

- 1 Black 4 Green
- 2 White
- 3 Red

(3 Conductor code: 1 Black, 2 White, 3 Green)

Micro Circular_Bulkhead Contact 2,3,4,5,6,8



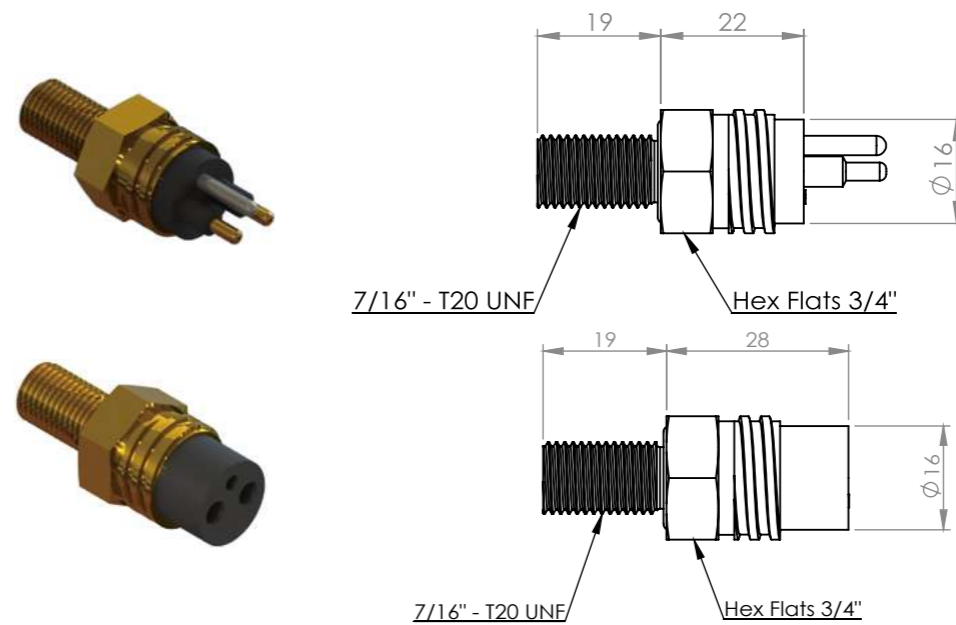
Operation Specification	
Max. voltage	300 V DC
Current rating @contact	Contact 2,3,4: 10A
	Contact 5,6,8: 5A
Max. current @connector	20A
Insulation resistance	>200 Mohm
Contact resistance	<0.01 ohm
Depth rating	600 bar (300 bar for PEEK)
Temperature rating	-40 to 60°C

Material Specification	
Connector body	Chloroprene rubber
Bulkhead body	Brass(BR), stainless steel 316(SS), anodized aluminum(AL), titanium(TI) or PEEK(PE)
Contact	Gold plated brass
Socket	Gold plated Beryllium copper
Location pin	Contact 2,3,4: Stainless steel 316
	Contact 5,6,8: N/A
Bulkhead leads	Contact 2,3,4: AWG 18 PTFE, 30cm (AWG 20 PTFE optional)
	Contact 5,6,8: AWG 20 PTFE, 30cm (AWG 22 PTFE optional)
O - rings	NBR 2-014


Micro Circular_Bulkhead_Male_Contact 2,3,4,5,6,8	
Male (Order No.)	Contact
MCBH02M	2
MCBH03M	3
MCBH04M	4
MCBH05M	5
MCBH06M	6
MCBH08M	8

Micro Circular_Bulkhead_Female_Contact 2,3,4,5,6,8	
Female (Order No.)	Contact
MCBH02F	2
MCBH03F	3
MCBH04F	4
MCBH05F	5
MCBH06F	6
MCBH08F	8

*Dimensions in mm, Thread in inches



Face View (Male)




Wiring Color Code

- 1 Black 4 Green 7 White/black
- 2 White 5 Orange 8 Red/black
- 3 Red 6 Blue

(3 Conductor code: 1 Black, 2 White, 3 Green)

Micro Circular_Bulkhead Contact 10, 12, 16



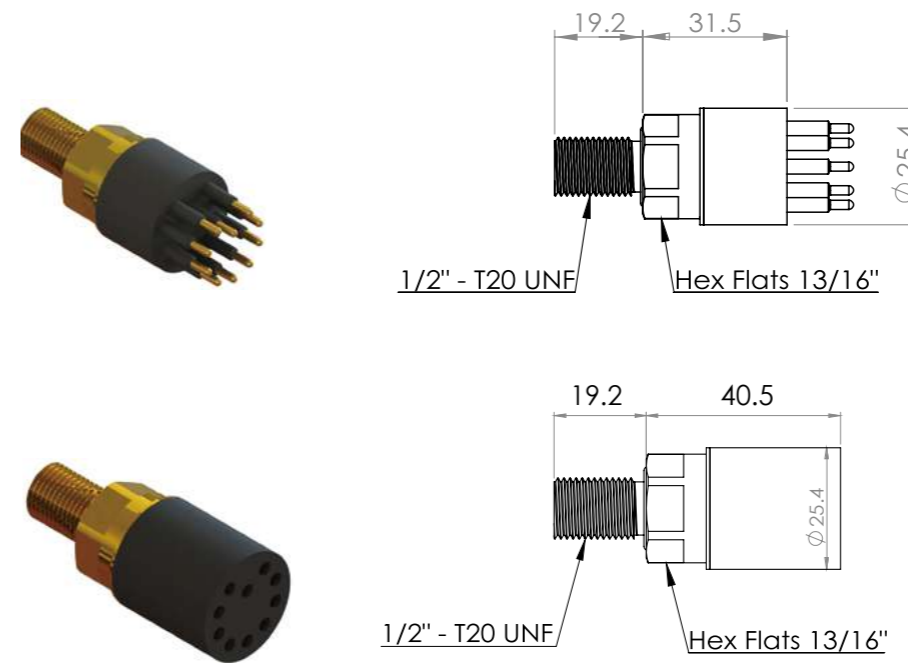
Operation Specification	
Max. voltage	300 V DC
Current rating @contact	5A
Max. current @connector	30A
Insulation resistance	>200 Mohm
Contact resistance	<0.01 ohm
Depth rating	600 bar (300 bar for PEEK)
Temperature rating	-40 to 60°C

Material Specification	
Connector body	Chloroprene rubber
Bulkhead body	Brass(BR), stainless steel 316(SS), anodized aluminum(AL), titanium(TI) or PEEK(PE)
Contact	Gold plated brass
Socket	Gold plated Beryllium copper
Bulkhead leads	AWG 20 PTFE, 30cm
O - rings	NBR 2-015

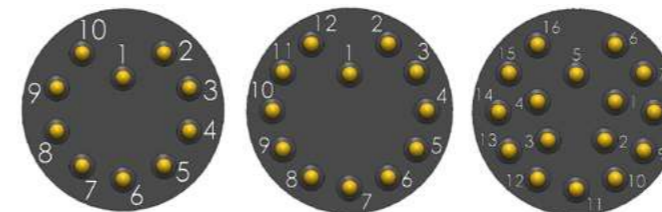
Micro Circular_Bulkhead_Male_Contact 10,12,16	
Female (Order No.)	Contact
MCBH10M	10
MCBH12M	12
MCBH16M	16

Micro Circular_Bulkhead_Female_Contact 10,12,16	
Female (Order No.)	Contact
MCBH10F	10
MCBH12F	12
MCBH16F	16

*Dimensions in mm, Thread in inches



Face View (Male)



Wiring Color Code

1 Black	4 Green	7 White/black	10 Orange/black	13 Red/white	16 Black/red
2 White	5 Orange	8 Red/black	11 Blue/black	14 Green/white	
3 Red	6 Blue	9 Green/black	12 Black/white	15 Blue/white	

Micro Circular_Bulkhead Contact 21



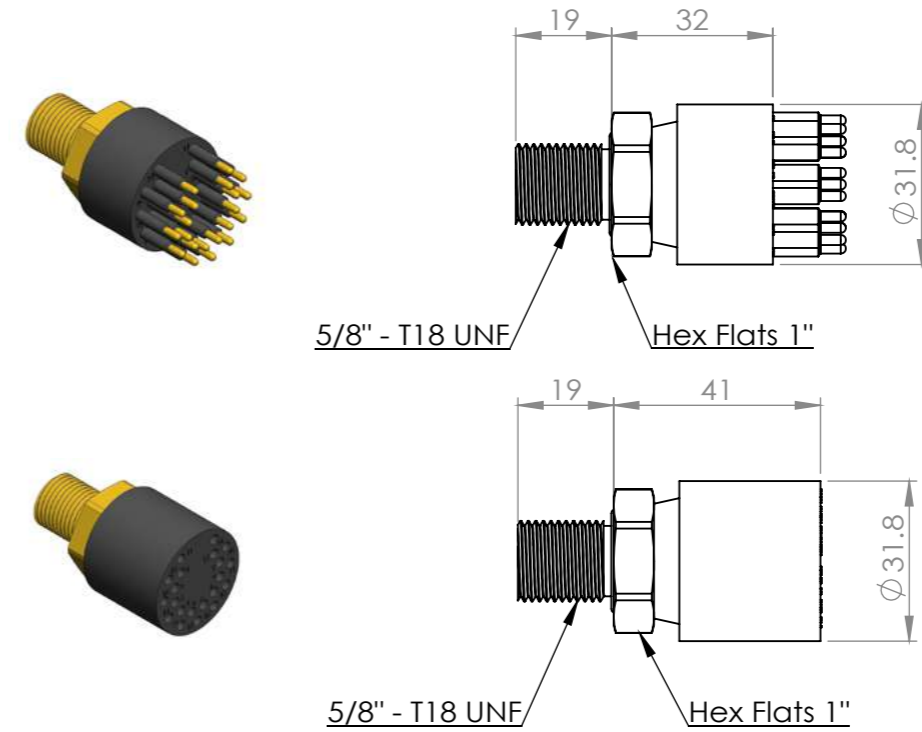
Operation Specification	
Max. voltage	300 V DC
Current rating @contact	5A
Max. current @connector	40A
Insulation resistance	>200 Mohm
Contact resistance	<0.01 ohm
Depth rating	600 bar (300 bar for PEEK)
Temperature rating	-40 to 60°C

Material Specification	
Connector body	Chloroprene rubber
Bulkhead body	Brass,Stainless 316,Titanium,Aluminium,PEEK
Contact	Gold plated brass
Socket	Gold plated Beryllium copper
Bulkhead leads	20 AWG PTFE , 30cm
O - rings	AS-017

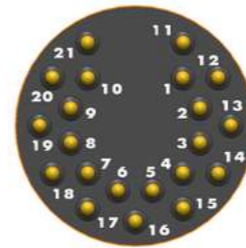
Micro Circular_Bulkhead_Male_Contact 21	
Male (Order No.)	Contact
MCBH21M	21

Micro Circular_Bulkhead_Female_Contact 21	
Female (Order No.)	Contact
MCBH21F	21


*Dimensions in mm, Thread in inches



Face View (Male)



Mirco Circular_Bulkhead Hex Flat 22mm Contact 2, 3, 4, 5, 6, 8

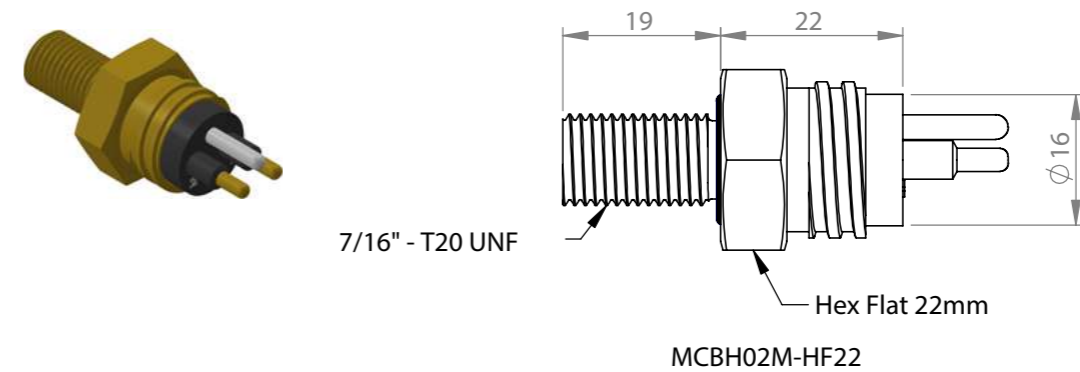


Operation Specification	
Max. voltage	300 V DC
Current rating @contact	Contact 2,3,4: 10A
	Contact 5,6,8: 5A
Max. current @connector	20A
Insulation resistance	>200 Mohm
Contact resistance	<0.01 ohm
Depth rating	600 bar (300 bar for PEEK)
Temperature rating	-40 to 60 °C

Material Specification	
Connector body	Chloroprene rubber
Bulkhead body	Brass(BR), stainless steel 316(SS), anodized aluminum(AL), titanium(TI) or PEEK(PE)
Contact	Gold plated brass
Socket	Gold plated beryllium copper
Location pin	Contact 2,3,4: stainless steel 316
	Contact 5,6,8: N/A
Bulkhead leads	Contact 2,3,4: AWG 18 PTFE, 30cm (AWG 20 PTFE optional)
	Contact 5,6,8: AWG 20 PTFE, 30cm (AWG 22 PTFE optional)
O - rings	NBR 2-014

Micro Circular_Bulkhead_Male_Hex Flat 22mm_Contact 2,3,4,5,6,8	
Male (Order No.)	Contact
MCBH02M-HF22	2
MCBH03M-HF22	3
MCBH04M-HF22	4
MCBH05M-HF22	5
MCBH06M-HF22	6
MCBH08M-HF22	8

*Dimensions in mm, Thread in inches



Face View (Female)



Wiring Color Code

- 1 Black 4 Green 7 White/black
- 2 White 5 Orange 8 Red/black
- 3 Red 6 Blue

(3 Conductor code: 1 Black, 2 White, 3 Green)

Micro Circular_Bulkhead T Shape Contact 2, 3, 4, 5, 6, 8

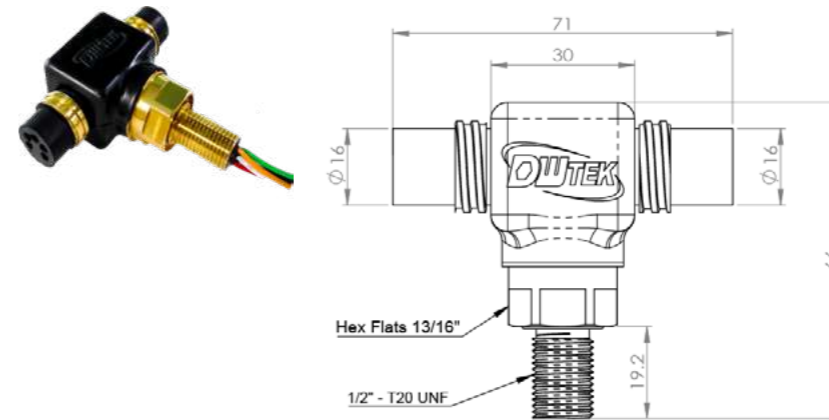


Operation Specification	
Max. voltage	300 V DC
Current rating @contact	5A
Max. current @connector	20A
Insulation resistance	>200 Mohm
Contact resistance	<0.01 ohm
Depth rating	600 bar
Temperature rating	-40 to 60°C

Material Specification	
Connector body	Chloroprene rubber
Bulkhead body	Brass(BR)
Socket	Gold plated Beryllium copper
Bulkhead leads	Contact 2,3,4: AWG 18 PTFE, 30cm Contact 5,6,8: AWG 20 PTFE, 30cm
O - rings	NBR 2-015

Micro Circular_T Shape_Female_Contact 2,3,4,5,6,8	
Female (Order No.)	Contact
MCBT22FFBR	2
MCBT33FFBR	3
MCBT44FFBR	4
MCBT55FFBR	5
MCBT66FFBR	6
MCBT88FFBR	8

*Dimensions in mm, Thread in inches



Face View (Female)



Wiring Color Code

- 1 Black 4 Green 7 White/black
- 2 White 5 Orange 8 Red/black
- 3 Red 6 Blue

(3 Conductor code: 1 Black, 2 White, 3 Green)

Micro Circular Inline

Contact 2, 3, 4, 5, 6, 8



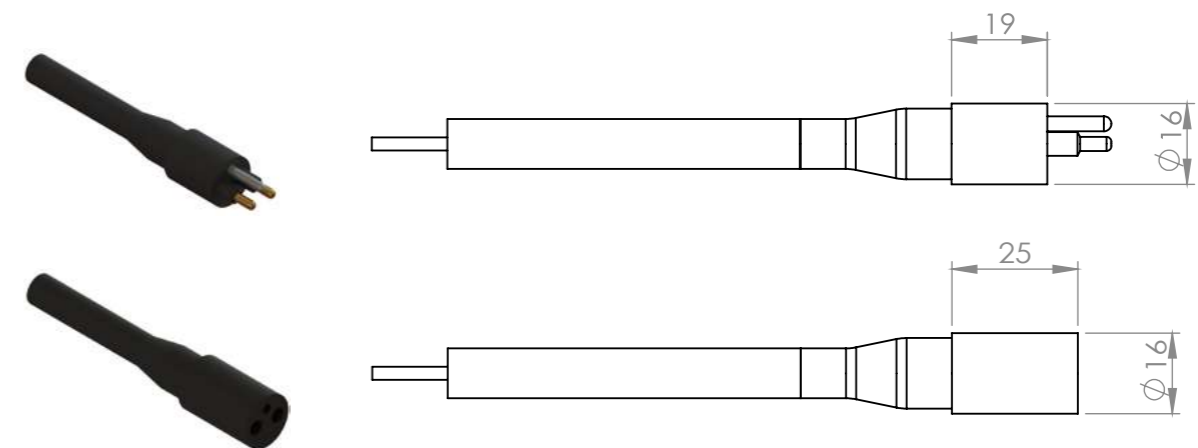
Operation Specification	
Max. voltage	300 V DC
Current rating @contact	5A
Max. current @connector	20A
Insulation resistance	>200 Mohm
Contact resistance	<0.01 ohm
Depth rating	600 bar
Temperature rating	-40 to 60°C

Material Specification	
Connector body	Chloroprene rubber
Contact	Gold plated brass
Socket	Gold plated Beryllium copper
Location pin	contact 2,3,4: Stainless steel 316
	contact 5,6,8: N/A
Inline cable	contact 2, 3, 4: AWG 18 Neoprene, 60cm
	contact 5, 6, 8: AWG 20 CPE, 60cm

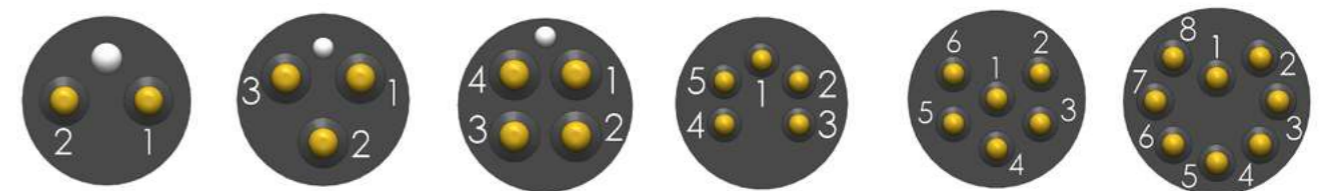
Micro Circular Inline_Male_Contact 2,3,4,5,6,8	
Male (Order No.)	Contact
MCIL02M	2
MCIL03M	3
MCIL04M	4
MCIL05M	5
MCIL06M	6
MCIL08M	8

Micro Circular Inline_Female_Contact 2,3,4,5,6,8	
Female (Order No.)	Contact
MCIL02F	2
MCIL03F	3
MCIL04F	4
MCIL05F	5
MCIL06F	6
MCIL08F	8

*Dimensions in mm, Thread in inches



Face View (Male)



Wiring Color Code

- 1 Black 4 Green 7 White/black
- 2 White 5 Orange 8 Red/black
- 3 Red 6 Blue

(3 Conductor code: 1 Black, 2 White, 3 Green)

Micro Circular Inline

Contact 10, 12, 16



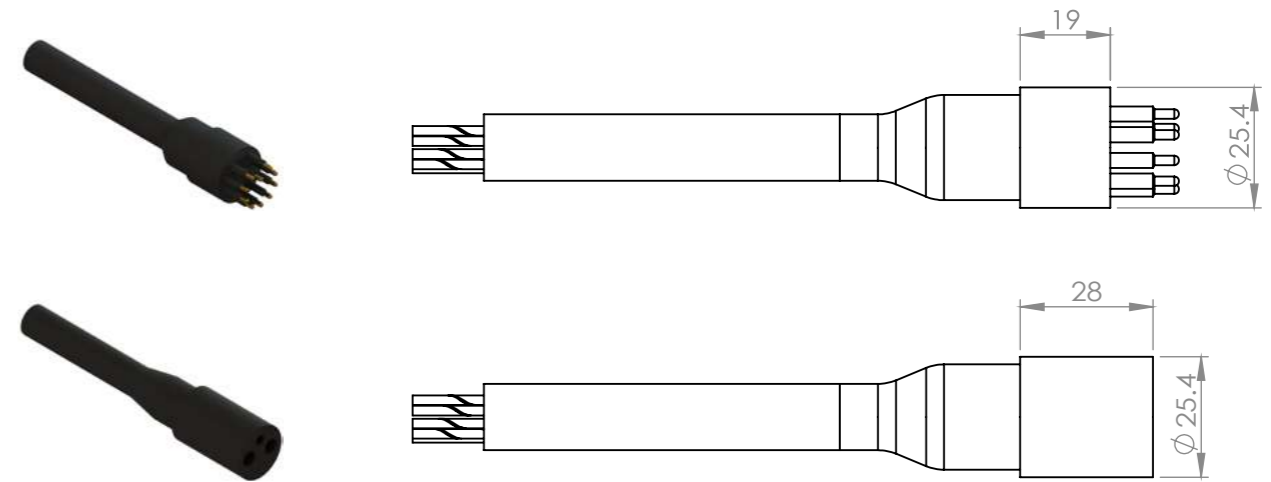
Operation Specification	
Max. voltage	300 V DC
Current rating @contact	5A
Max. current @connector	30A
Insulation resistance	>200 Mohm
Contact resistance	<0.01 ohm
Depth rating	600 bar
Temperature rating	-40 to 60°C

Material Specification	
Connector body	Chloroprene rubber
Contact	Gold plated brass
Socket	Gold plated Beryllium copper
Inline cable	contact 10 12: AWG 20 CPE, 60cm
	contact 16: AWG 18 Neoprene, 60cm

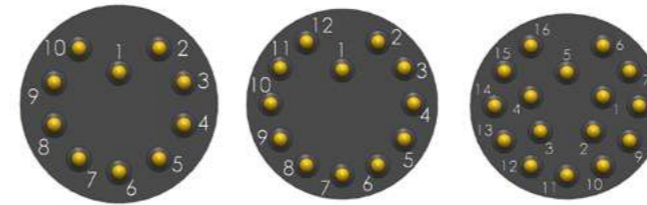
Micro Circular Inline Male Contact 10,12,16	
Male (Order No.)	Contact
MCIL10M	10
MCIL12M	12
MCIL16M	16

Micro Circular Inline Female Contact 10,12,16	
Female (Order No.)	Contact
MCIL10F	10
MCIL12F	12
MCIL16F	16

*Dimensions in mm, Thread in inches



Face View (Male)



Wiring Color Code: Contact 10, 12 Only

- | | | | |
|---------|----------|---------------|-----------------|
| 1 Black | 4 Green | 7 White/black | 10 Orange/black |
| 2 White | 5 Orange | 8 Red/black | 11 Blue/black |
| 3 Red | 6 Blue | 9 Green/black | 12 Black/white |

Wiring Color Code: Contact 16 Only

- | | | | | | |
|---------|----------|---------------|----------------|---------------|--------------|
| 1 Black | 4 Orange | 7 Red/grey | 10 Yellow/grey | 13 Blue/red | 16 Brown/red |
| 2 Red | 5 Yellow | 8 Blue/grey | 11 Brown/grey | 14 Orange/red | |
| 3 Blue | 6 Brown | 9 Orange/grey | 12 Black/red | 15 Yellow/red | |

** Subject to change.

Micro Circular Inline Contact 21



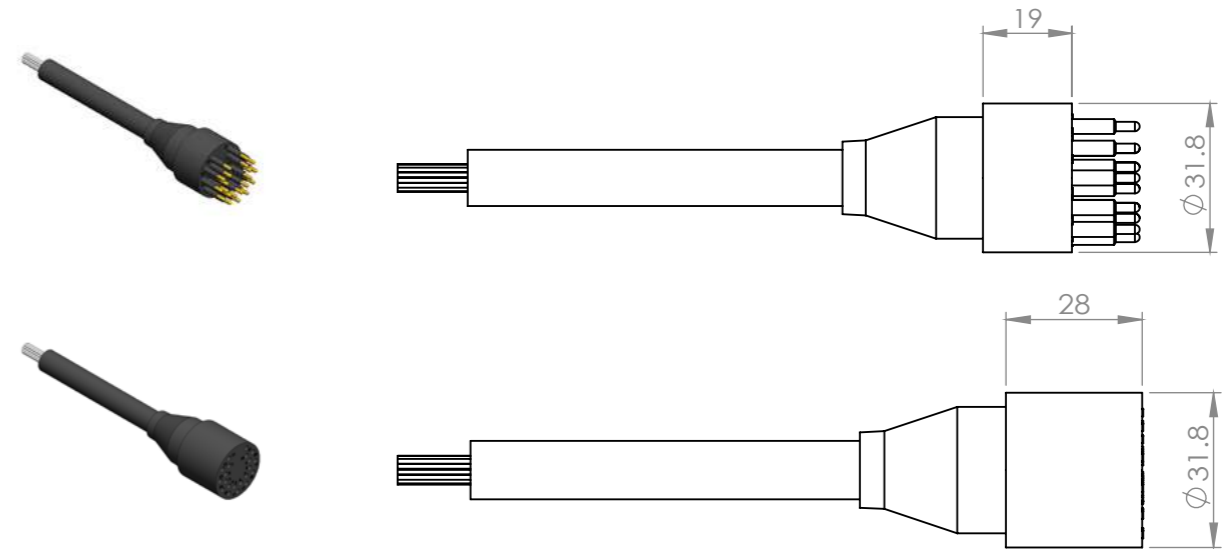
Operation Specification	
Max. voltage	300 V DC
Current rating @contact	5A
Max. current @connector	40A
Insulation resistance	>200 Mohm
Contact resistance	<0.01 ohm
Depth rating	600 bar
Temperature rating	-40 to 60°C

Material Specification	
Connector body	Chloroprene rubber
Contact	Gold plated brass
Socket	Gold plated Beryllium copper
Inline cable	20 AWG PUR , 60cm

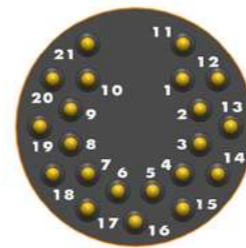
Micro Circular Inline Male Contact 21	
Male (Order No.)	Contact
MCIL21M	21

Micro Circular Inline Female Contact 21	
Female (Order No.)	Contact
MCIL21F	21

*Dimensions in mm, Thread in inches



Face View (Male)



Micro Circular_Overmold

Contact 2, 3, 4, 5, 6, 8



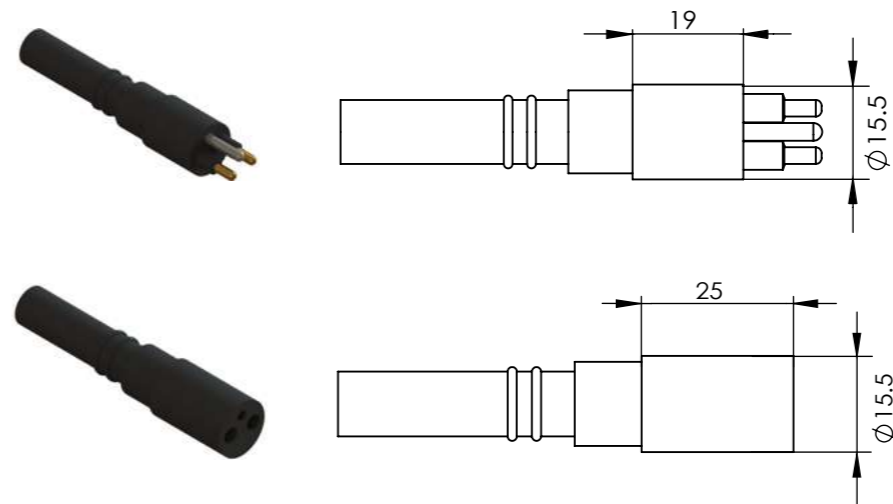
Operation Specification	
Max. voltage	300 V DC
Current rating @contact	Contact 2,3,4: 10A
	Contact 5,6,8: 5A
Max. current @connector	20A
Insulation resistance	>200 Mohm
Contact resistance	<0.01 ohm
Depth rating	600 bar
Temperature rating	-40 to 60°C

Material Specification	
Connector body	Chloroprene rubber
Contact	Gold plated brass
Socket	Gold plated Beryllium copper
Location pin	Contact 2,3,4: Stainless steel 316
	Contact 5,6,8: N/A
OM leads	Contact 2,3,4: AWG 18 PTFE, 10cm (AWG 20 PTFE optional)
	Contact 5,6,8: AWG 20 PTFE, 10cm

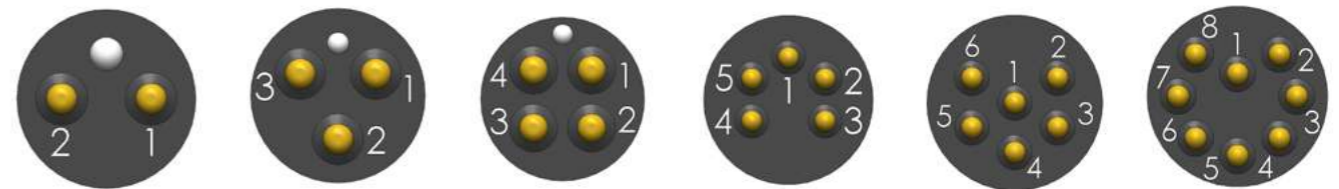
Micro Circular_Inline_Male_Contact 2,3,4,5,6,8	
Male (Order No.)	Contact
MCOM02M	2
MCOM03M	3
MCOM04M	4
MCOM05M	5
MCOM06M	6
MCOM08M	8

Micro Circular_Inline_Female_Contact 2,3,4,5,6,8	
Female (Order No.)	Contact
MCOM02F	2
MCOM03F	3
MCOM04F	4
MCOM05F	5
MCOM06F	6
MCOM08F	8

*Dimensions in mm, Thread in inches



Face View (Male)




Wiring Color Code

- 1 Black
- 2 White
- 3 Red
- 4 Green
- 5 Orange
- 6 Blue
- 7 White/black
- 8 Red/black

(3 Conductor code: 1 Black, 2 White, 3 Green)

Micro Circular_Overmold Contact 10, 12, 16



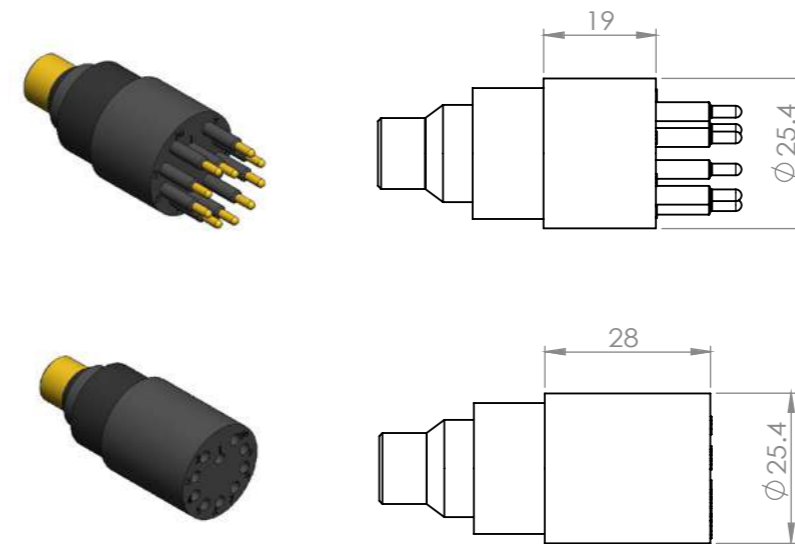
Operation Specification	
Max. voltage	300 V DC
Current rating @contact	5A
Max. current @connector	30A
Insulation resistance	>200 Mohm
Contact resistance	<0.01 ohm
Depth rating	600 bar
Temperature rating	-40 to 60°C

Material Specification	
Connector body	Chloroprene rubber
OM body	Contact 10,12,16: Brass(BR)
Contact	Gold plated brass
Socket	Gold plated Beryllium copper
OM leads	AWG 20 PTFE, 10cm

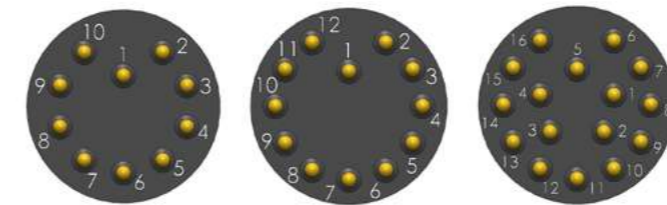
Micro Circular_Overmold_Male_Contact 10,12,16	
Male (Order No.)	Contact
MCOM10M	10
MCOM12M	12
MCOM16M	16

Micro Circular_Overmold_Female_Contact 10,12,16	
Female (Order No.)	Contact
MCOM10F	10
MCOM12F	12
MCOM16F	16

*Dimensions in mm, Thread in inches




Face View (Male)



Wiring Color Code

- | | | | | | |
|---------|----------|---------------|-----------------|----------------|--------------|
| 1 Black | 4 Green | 7 White/black | 10 Orange/black | 13 Red/white | 16 Black/red |
| 2 White | 5 Orange | 8 Red/black | 11 Blue/black | 14 Green/white | |
| 3 Red | 6 Blue | 9 Green/black | 12 Black/white | 15 Blue/white | |

Micro Circular_Overmold Contact 21



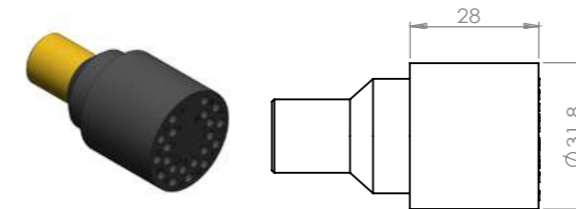
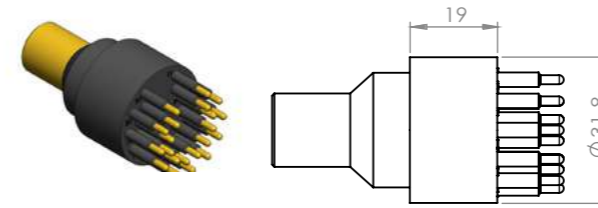
Operation Specification	
Max. voltage	300 V DC
Current rating @contact	5A
Max. current @connector	40A
Insulation resistance	>200 Mohm
Contact resistance	<0.01 ohm
Depth rating	600 bar
Temperature rating	-40 to 60°C

Material Specification	
Connector body	Chloroprene rubber
OM body	Brass
Contact	Gold plated brass
Socket	Gold plated Beryllium copper
OM leads	20 AWG PTFE, 10cm

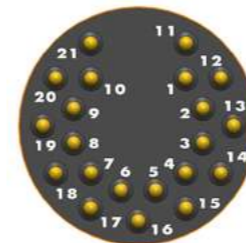
Micro Circular_Overmold_Male_Contact 21	
Male (Order No.)	Contact
MCOM21M	21

Micro Circular_Overmold_Female_Contact 21	
Female (Order No.)	Contact
MCOM21F	21

*Dimensions in mm, Thread in inches



Face View (Male)



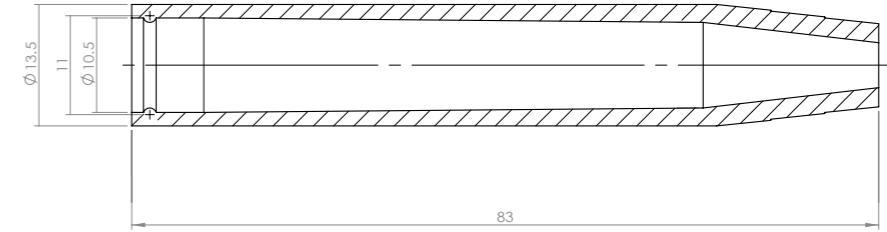
Micro Circular_Overmold_Boot



Material Specification	
Boot body	Chloroprene rubber

Micro Circular_Overmold_Boot	
MCBT00N	N/A

*Dimensions in mm, Thread in inches



Micro Circular_Bulkhead Right Angle Contact 2, 3, 4, 5, 6, 8



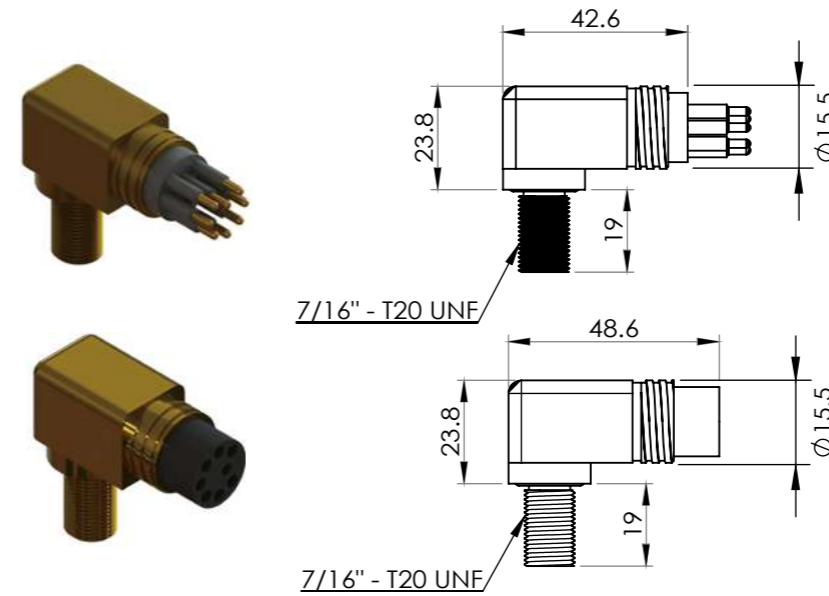
Operation Specification	
Max. voltage	300 V DC
Current rating @contact	Contact 2,3,4: 10A
	Contact 5,6,8: 5A
Max. current @connector	20A
Insulation resistance	>200 Mohm
Contact resistance	<0.01 ohm
Depth rating	600 bar
Temperature rating	-40 to 60°C

Material Specification	
Connector body	Chloroprene rubber
Bulkhead body	Brass(BR), stainless steel 316(SS), anodized aluminum(AL), titanium(TI)
Contact	Gold plated brass
Socket	Gold plated Beryllium copper
Location pin	Contact 2,3,4: Stainless steel 316
	Contact 5,6,8: N/A
Bulkhead leads	Contact 2,3,4: AWG 18 PTFE, 30cm (AWG 20 PTFE optional)
	Contact 5,6,8: AWG 20 PTFE, 30cm (AWG 22 PTFE optional)
O - rings	NBR 2-014

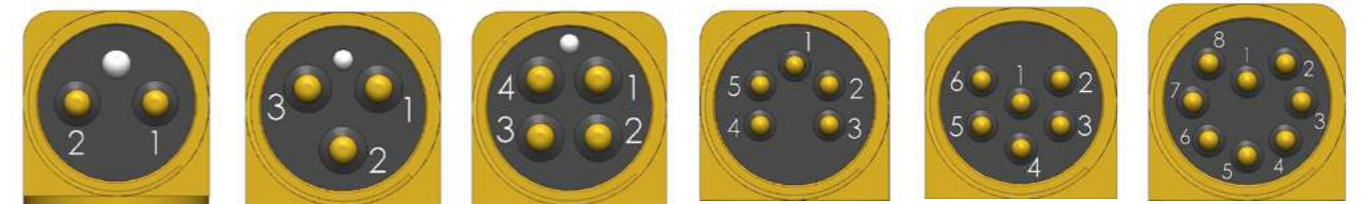
Micro Circular_Bulkhead Right Angle_Male_Contact 2,3,4,5,6,8	
Male (Order No.)	Contact
MCBA02M	2
MCBA03M	3
MCBA04M	4
MCBA05M	5
MCBA06M	6
MCBA08M	8

Micro Circular_Bulkhead Right Angle_Female_Contact 2,3,4,5,6,8	
Female (Order No.)	Contact
MCBA02F	2
MCBA03F	3
MCBA04F	4
MCBA05F	5
MCBA06F	6
MCBA08F	8

*Dimensions in mm, Thread in inches



Face View (Male)




Wiring Color Code

- 1 Black
- 2 White
- 3 Red
- 4 Green
- 5 Orange
- 6 Blue
- 7 White/black
- 8 Red/black

(3 Conductor code: 1 Black, 2 White, 3 Green)

Micro Circular_Bulkhead Right Angle Contact 10, 12, 16



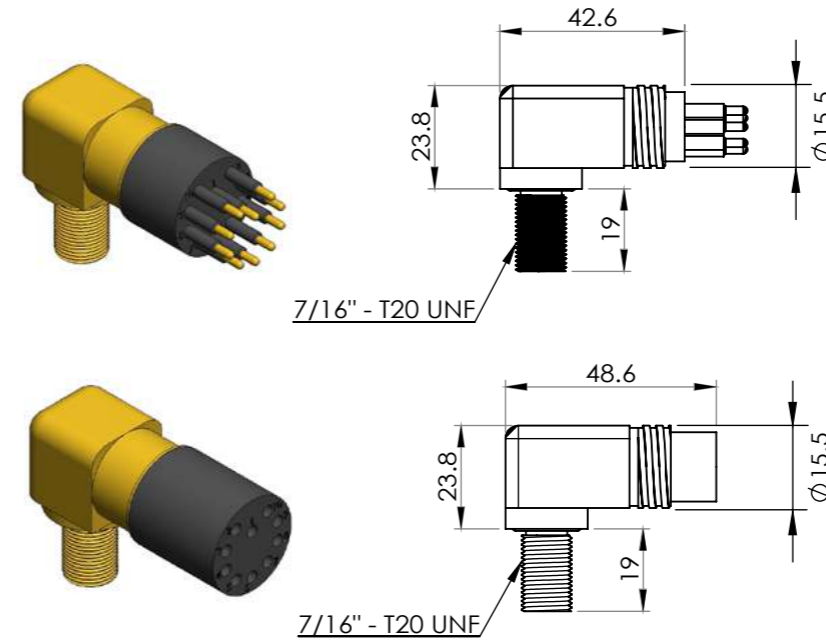
Operation Specification	
Max. voltage	300 V DC
Current rating @contact	5A
Max. current @connector	30A
Insulation resistance	>200 Mohm
Contact resistance	<0.01 ohm
Depth rating	600 bar (300 bar for PEEK)
Temperature rating	-40 to 60°C

Material Specification	
Connector body	Chloroprene rubber
Bulkhead body	Brass(BR), stainless steel 316(SS), anodized aluminum(AL), titanium(TI) or PEEK(PE)
Contact	Gold plated brass
Socket	Gold plated Beryllium copper
Bulkhead leads	Contact 10,12,16: AWG 20 PTFE, 30cm
O - rings	NBR 2-015

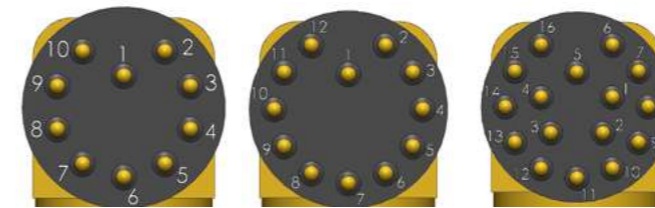
Micro Circular_Bulkhead Right Angle_Male_Contact 10,12,16	
Male (Order No.)	Contact
MCBA10M	10
MCBA12M	12
MCBA16M	16

Micro Circular_Bulkhead Right Angle_Female_Contact 10,12,16	
Female (Order No.)	Contact
MCBA10F	10
MCBA12F	12
MCBA16F	16

*Dimensions in mm, Thread in inches




Face View (Male)



Wiring Color Code

- | | | | | | |
|---------|----------|---------------|-----------------|----------------|--------------|
| 1 Black | 4 Green | 7 White/black | 10 Orange/black | 13 Red/white | 16 Black/red |
| 2 White | 5 Orange | 8 Red/black | 11 Blue/black | 14 Green/white | |
| 3 Red | 6 Blue | 9 Green/black | 12 Black/white | 15 Blue/white | |

Micro Circular_Bulkhead Double Oring Contact 2, 3, 4, 5, 6, 8



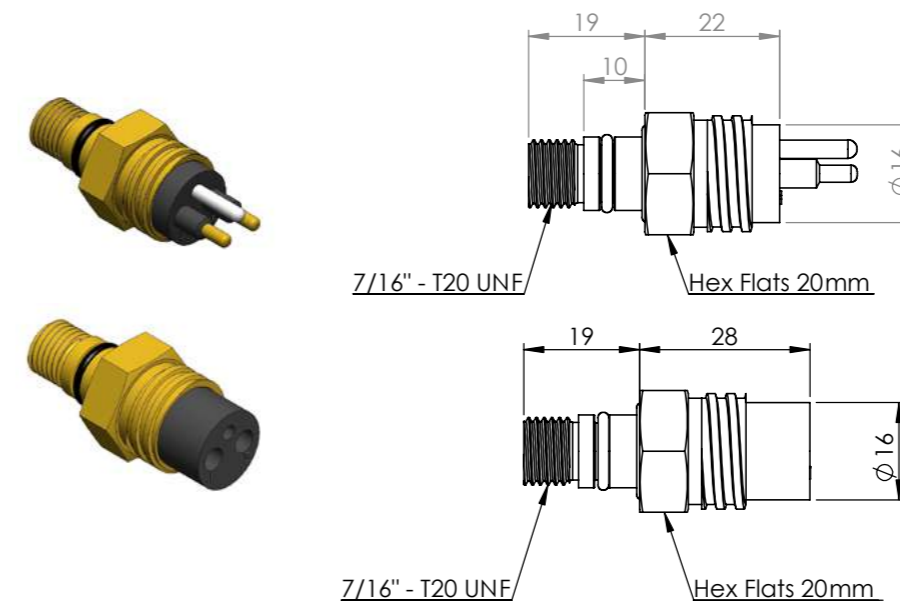
Operation Specification	
Max. voltage	300 V DC
Current rating @contact	Contact 2,3,4: 10A
	Contact 5,6,8: 5A
Max. current @connector	20A
Insulation resistance	>200 Mohm
Contact resistance	<0.01 ohm
Depth rating	600 bar
Temperature rating	-40 to 60 °C

Material Specification	
Connector body	Chloroprene rubber
Bulkhead body	Brass(BR), Stainless Steel 316(SS)
Contact	Gold plated brass
Socket	Gold plated Beryllium copper
Location pin	Contact 2,3,4: Stainless steel 316
	Contact 5, 6,8: N/A
Bulkhead leads	Contact 2,3,4: AWG 18 PTFE, 30cm
	Contact 5,6,8: AWG 20 PTFE, 30cm
O - rings	NBR 2-014, NBR 2-012

Micro Circular_Bulkhead Double Oring_Male_Contact 2,3,4,5,6,8	
Male (Order No.)	Contact
MCBD02M	2
MCBD03M	3
MCBD04M	4
MCBD05M	5
MCBD06M	6
MCBD08M	8

Micro Circular_Bulkhead Double Oring_Female_Contact 2,3,4,5,6,8	
Female (Order No.)	Contact
MCBD02F	2
MCBD03F	3
MCBD04F	4
MCBD05F	5
MCBD06F	6
MCBD08F	8

*Dimensions in mm, Thread in inches



Face View (Male)



Wiring Color Code

- 1 Black 4 Green 7 White/black
- 2 White 5 Orange 8 Red/black
- 3 Red 6 Blue

(3 Conductor code: 1 Black, 2 White, 3 Green)

Micro Circular_Bulkhead Double Oring Hex Flat 22mm

Contact 2, 3, 4, 5, 6, 8

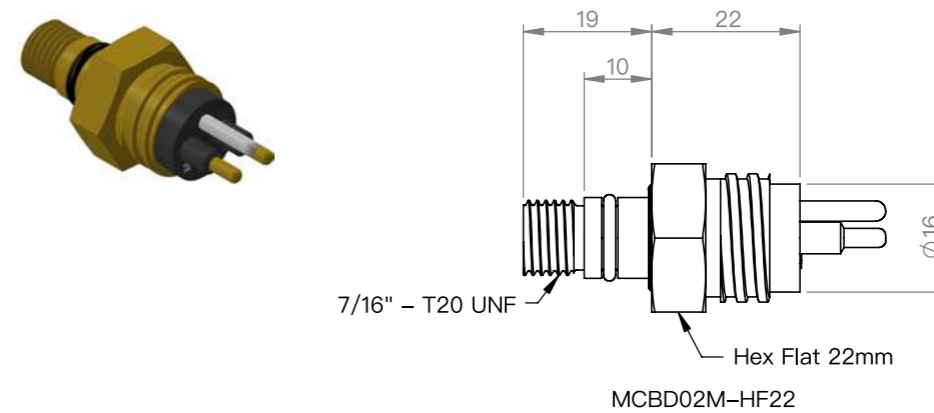


Operation Specification	
Max. voltage	300 V DC
Current rating @contact	Contact 2,3,4: 10A
	Contact 5,6,8: 5A
Max. current @connector	20A
Insulation resistance	>200 Mohm
Contact resistance	<0.01 ohm
Depth rating	600 bar
Temperature rating	-40 to 60°C


Material Specification	
Connector body	Chloroprene rubber
Bulkhead body	Brass(BR), stainless steel 316(SS)
Contact	Gold plated brass
Socket	Gold plated beryllium copper
Location pin	Contact 2,3,4: stainless steel 316
	Contact 5,6,8: N/A
Bulkhead leads	Contact 2,3,4: AWG 18 PTFE, 30cm
	Contact 5,6,8: AWG 20 PTFE, 30cm
O - rings	NBR 2-014, NBR 2-012

Micro Circular_Bulkhead Double Oring_Male_Hex Flat 22mm_Contact 2,3,4,5,6,8	
Male (Order No.)	Contact
MCBD02M-HF22	2
MCBD03M-HF22	3
MCBD04M-HF22	4
MCBD05M-HF22	5
MCBD06M-HF22	6
MCBD08M-HF22	8

*Dimensions in mm, Thread in inches



Face View (Male)



Wiring Color Code

- 1 Black 4 Green 7 White/black
- 2 White 5 Orange 8 Red/black
- 3 Red 6 Blue

(3 Conductor code: 1 Black, 2 White, 3 Green)

Micro Circular_PBOF

Contact 2, 3, 4, 5, 6, 8



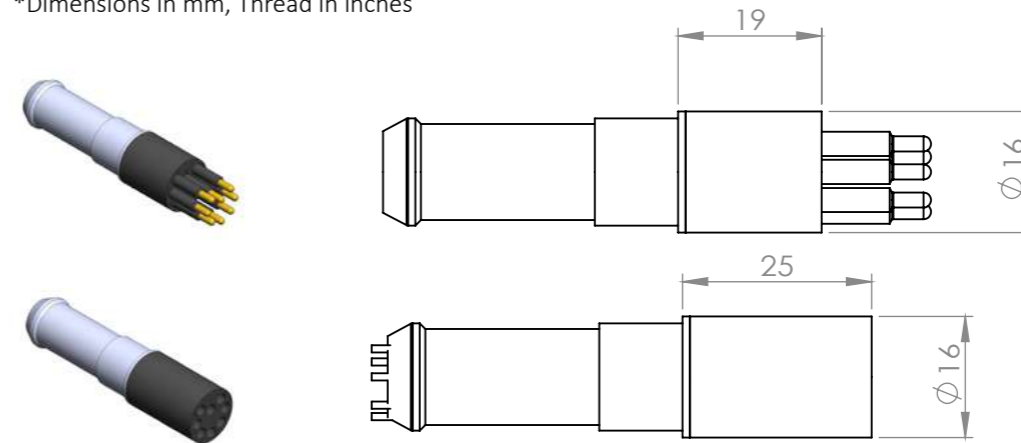
Operation Specification	
Max. voltage	300 V DC
Current rating @contact	Contact 2,3,4: 10A
	Contact 5,6,8: 5A
Max. current @connector	20A
Insulation resistance	>200 Mohm
Contact resistance	<0.01 ohm
Depth rating	600 bar
Temperature rating	-40 to 60°C

Material Specification	
Connector body	Chloroprene rubber
PBOF body	stainless steel 316(SS)
Contact	Gold plated brass
Socket	Gold plated Beryllium copper
Location pin	Contact 2,3,4: Stainless steel 316
	Contact 5,6,8: N/A
PBOF leads	Contact 2,3,4: AWG 18 PTFE, 30cm (AWG 20 PTFE optional)
	Contact 5,6,8: AWG 20 PTFE, 30cm (AWG 22 PTFE optional)

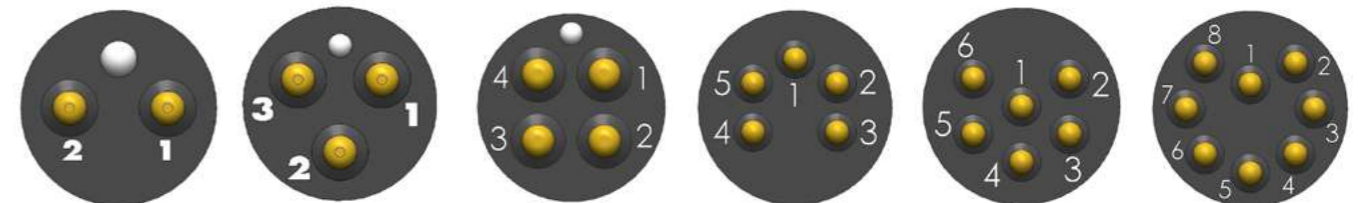
Micro Circular_PBOF_Male_Contact 2,3,4,5,6,8	
Male (Order No.)	Contact
MCPO02M	2
MCPO03M	3
MCPO04M	4
MCPO05M	5
MCPO06M	6
MCPO08M	8

Micro Circular_PBOF_Female_Contact 2,3,4,5,6,8	
Female (Order No.)	Contact
MCPO02F	2
MCPO03F	3
MCPO04F	4
MCPO05F	5
MCPO06F	6
MCPO08F	8

*Dimensions in mm, Thread in inches



Face View (Male)



Wiring Color Code

- 1 Black
- 2 White
- 3 Red
- 4 Green
- 5 Orange
- 6 Blue
- 7 White/black
- 8 Red/black

(3 Conductor code: 1 Black, 2 White, 3 Green)

Micro Circular_Dummy

Contact 2, 3, 4, 5, 6, 8, 10, 12, 16

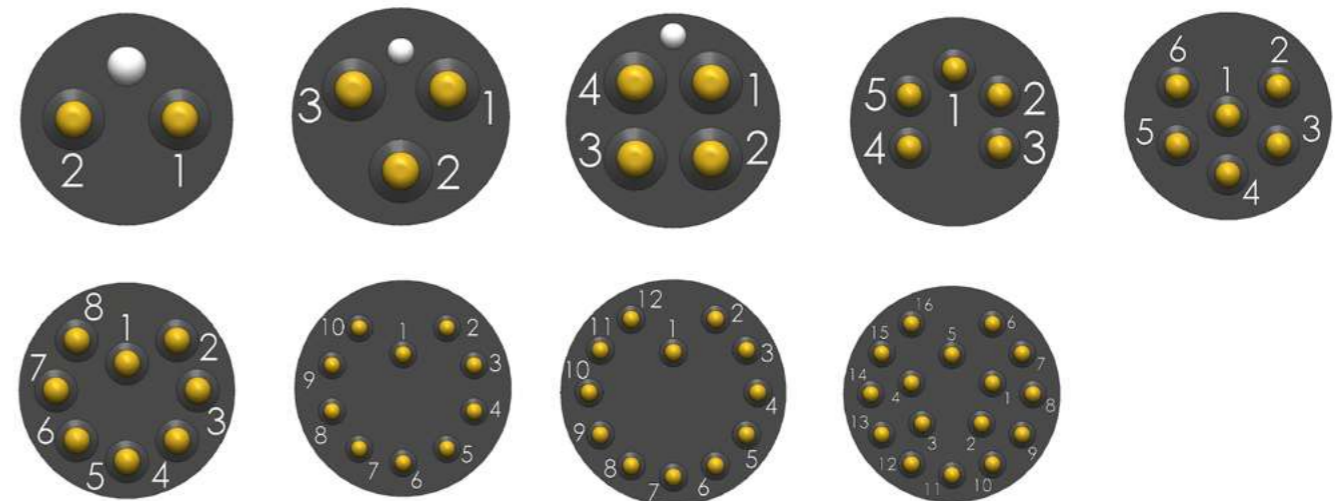


Material Specification	
Connector body	Chloroprene rubber
Contact	Gold plated brass
Location pin	Contact 2,3,4: Stainless steel 316
	Contact 5, 6,8,10,12,16: N/A

Micro Circular_Dummy_Male_Contact 2,3,4,5,6,8,10,12,16	
Male (Order No.)	Contact
MCDC02M	2
MCDC03M	3
MCDC04M	4
MCDC05M	5
MCDC06M	6
MCDC08M	8
MCDC10M	10
MCDC12M	12
MCDC16M	16

Micro Circular_Dummy_Female_Contact 2,3,4,5,6,8,10,12,16	
Female (Order No.)	Contact
MCDC02F	2
MCDC03F	3
MCDC04F	4
MCDC05F	5
MCDC06F	6
MCDC08F	8
MCDC10F	10
MCDC12F	12
MCDC16F	16

Face View (Male)



Micro Circular_Dummy Contact 21

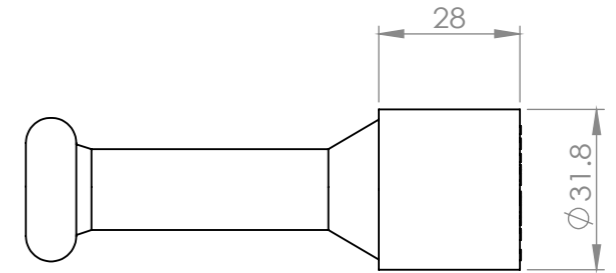
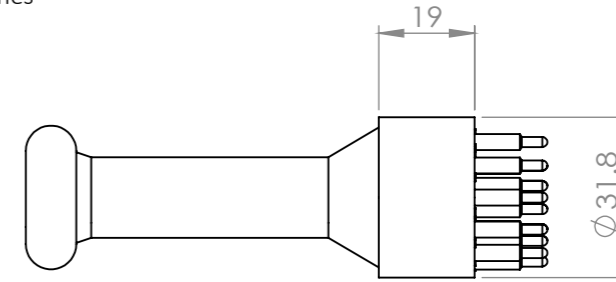


Material Specification	
Connector body	Chloroprene rubber
Contact	Gold plated brass

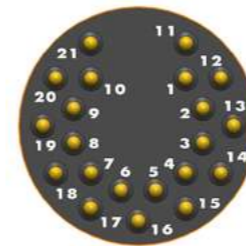
Micro Circular_Dummy_Male_Contact 21	
Male (Order No.)	Contact
MCDC21M	21

Micro Circular_Dummy_Female_Contact 21	
Female (Order No.)	Contact
MCDC21F	21

*Dimensions in mm, Thread in inches



Face View (Male)



Micro Circular G2_Dummy Contact 2, 3, 4

G2 connectors share the same contacts dimension of MC 5, 6, 8.



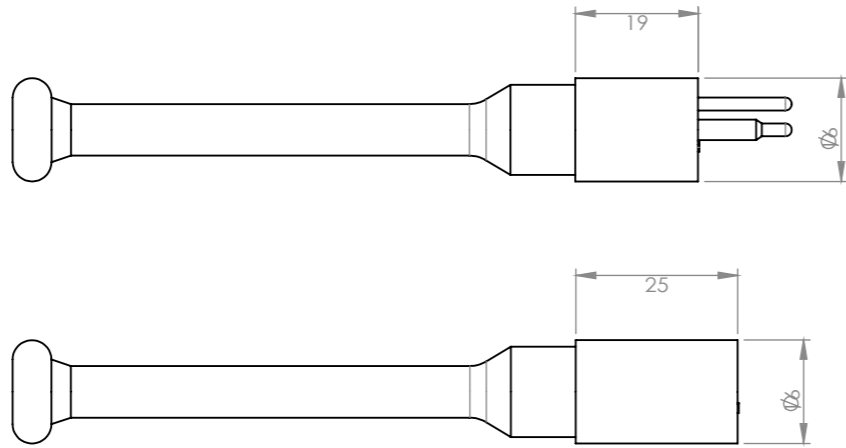
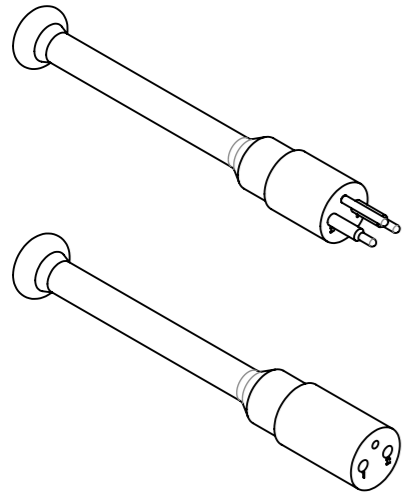
Material Specification	
Connector body	Chloroprene rubber
Contact	Gold plated brass
Location pin	Stainless steel 316

Micro Circular G2_Dummy_Male_Contact 2,3,4	
Male (Order No.)	Contact
MCG2DC02M	2
MCG2DC03M	3
MCG2DC04M	4

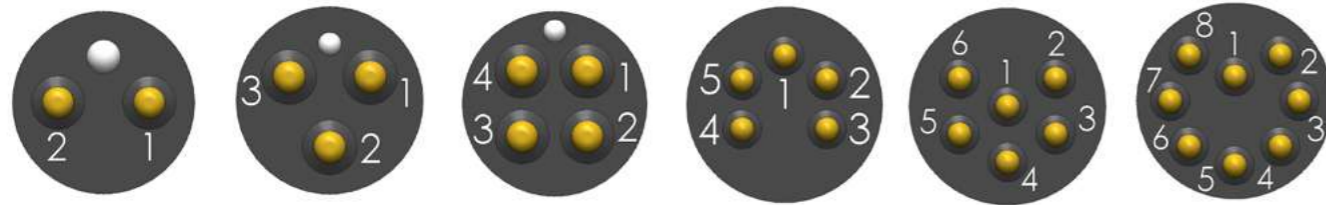
Micro Circular G2_Dummy_Female_Contact 2,3,4	
Female (Order No.)	Contact
MCG2DC02F	2
MCG2DC03F	3
MCG2DC04F	4

**Micro Circular_Dummy
Contact 2, 3, 4, 5, 6, 8**

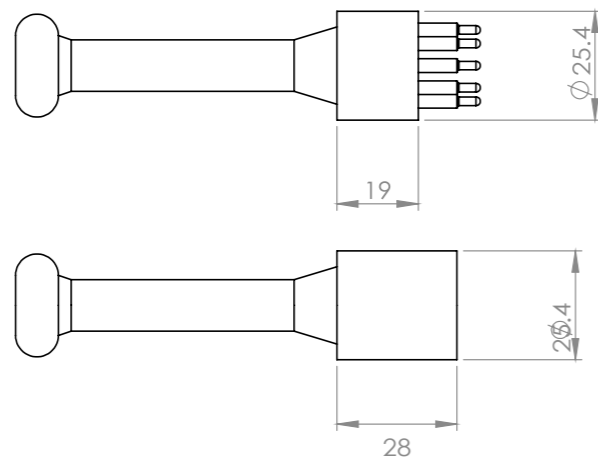
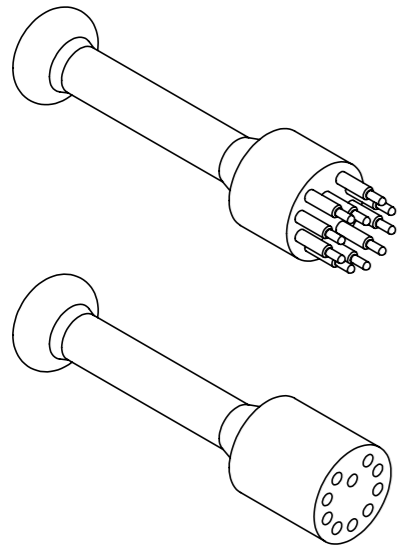
*Dimensions in mm, Thread in inches



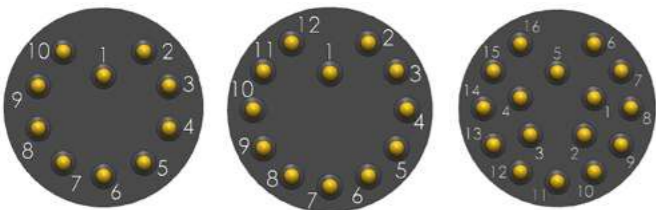
Face View (Male)



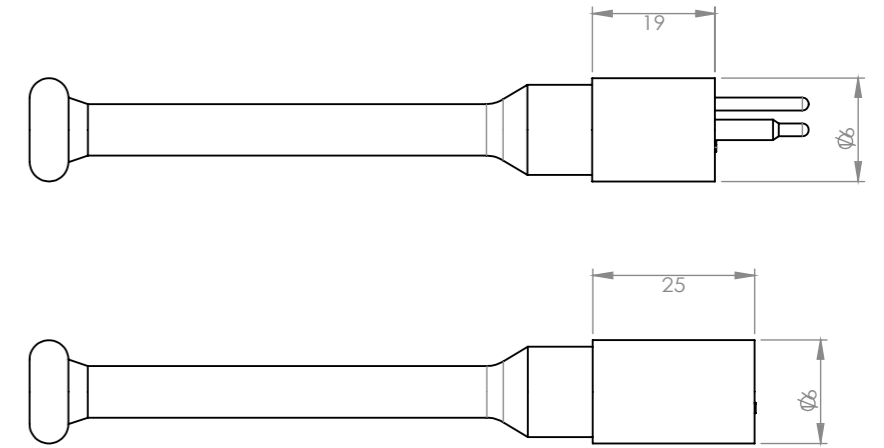
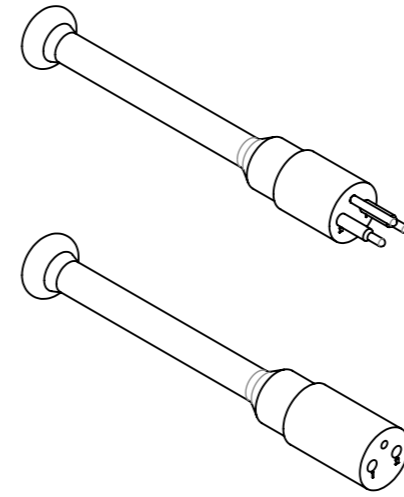
Contact 10, 12, 16



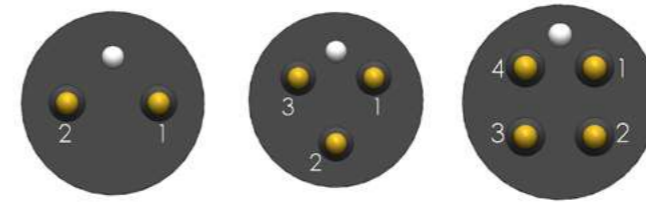
Face View (Male)



**Micro Circular G2_Dummy
Contact 2, 3, 4**



Face View (Male)



Low Profile

Bulkhead

Inline


Inline RA (Right Angle)

Dummy

Installation instruction



Low Profile_Bulkhead Contact 2



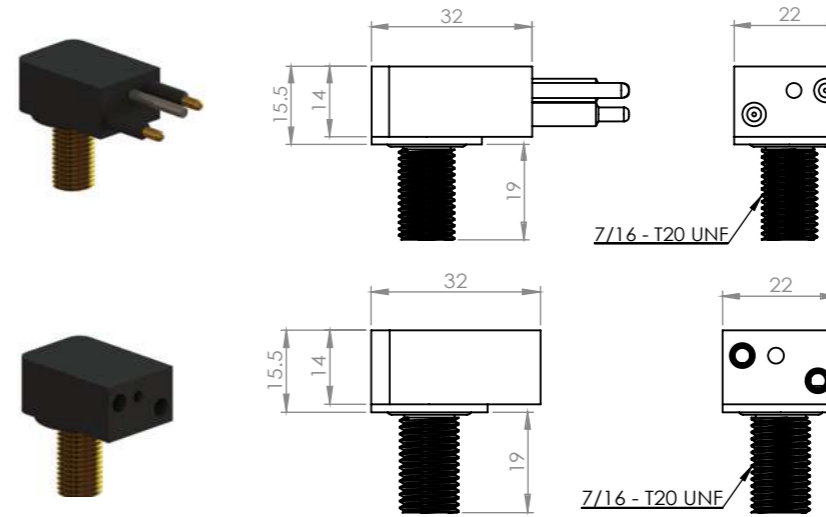
Operation Specification	
Max. voltage	600 V DC
Current rating @contact	10A
Max. current @connector	20A
Insulation resistance	>200 Mohm
Contact resistance	<0.01 ohm
Depth rating	600 bar (300 bar for PEEK)
Temperature rating	-40 to 60°C

Material Specification	
Connector body	Chloroprene rubber
Bulkhead body	Brass(BR), stainless steel 316(SS), anodized aluminum(AL), titanium(TI) or PEEK(PE)
Contact	Gold plate brass
Socket	Gold plate Beryllium copper
Location pin	Stainless steel 316
Bulkhead leads	AWG 18 PTFE, 30cm
O - rings	NBR 2-014

Low Profile_Bulkhead_Male_Contact 2	
Male (Order No.)	Contact
LPBH02M	2

Low Profile_Bulkhead_Female_Contact 2	
Female (Order No.)	Contact
LPBH02F	2

*Dimensions in mm, Thread in inches




Face View (Male)



Wiring Color Code

- 1 Black
- 2 White

Low Profile_Bulkhead Contact 3, 4, 5



Operation Specification	
Max. voltage	600 V DC
Current rating @contact	10A
Current rating @contact	Contact 3: 30A
	Contact 4,5: 40A
Insulation resistance	>200 Mohm
Contact resistance	<0.01 ohm
Depth rating	600 bar (300 bar for PEEK)
Temperature rating	-40 to 60°C

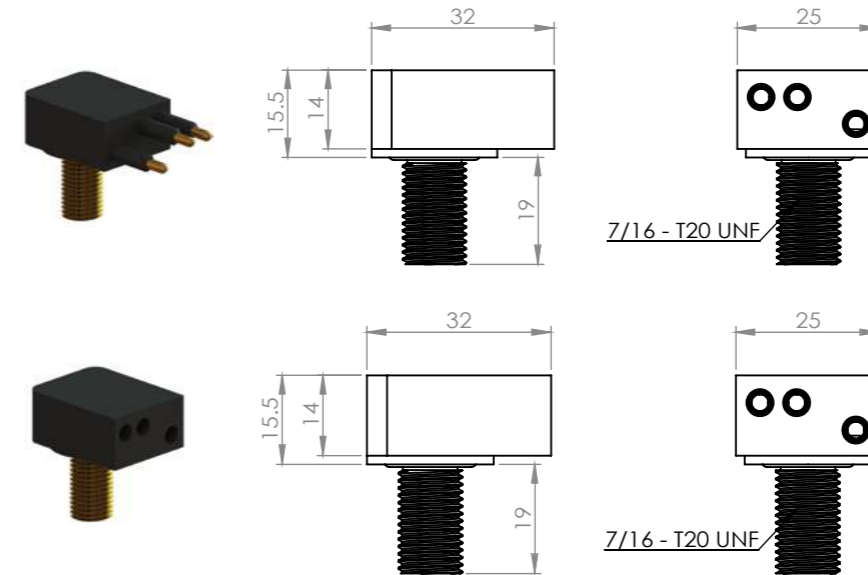
Material Specification	
Connector body	Chloroprene rubber
Bulkhead body	Brass(BR), stainless steel 316(SS), anodized aluminum(AL), titanium(TI) or PEEK(PE)
Contact	Gold plate brass
Socket	Gold plate Beryllium copper
Bulkhead leads	AWG 18 PTFE, 30cm
O - rings	NBR 2-014

**All product descriptions and specifications are subject to be changed without notice


Low Profile_Bulkhead_Male_Contact 3,4,5	
Male (Order No.)	Contact
LPBH03M	3
LPBH04M	4
LPBH05M	5

Low Profile_Bulkhead_Female_Contact 3,4,5	
Female (Order No.)	Contact
LPBH03F	3
LPBH04F	4
LPBH05F	5

*Dimensions in mm, Thread in inches



Face View (Male)




Wiring Color Code

- 1 Black
- 2 White
- 3 Red
- 4 Green
- 5 Orange

(3 Conductor code: 1 Black, 2 White, 3 Green)

Low Profile_Bulkhead Contact 7



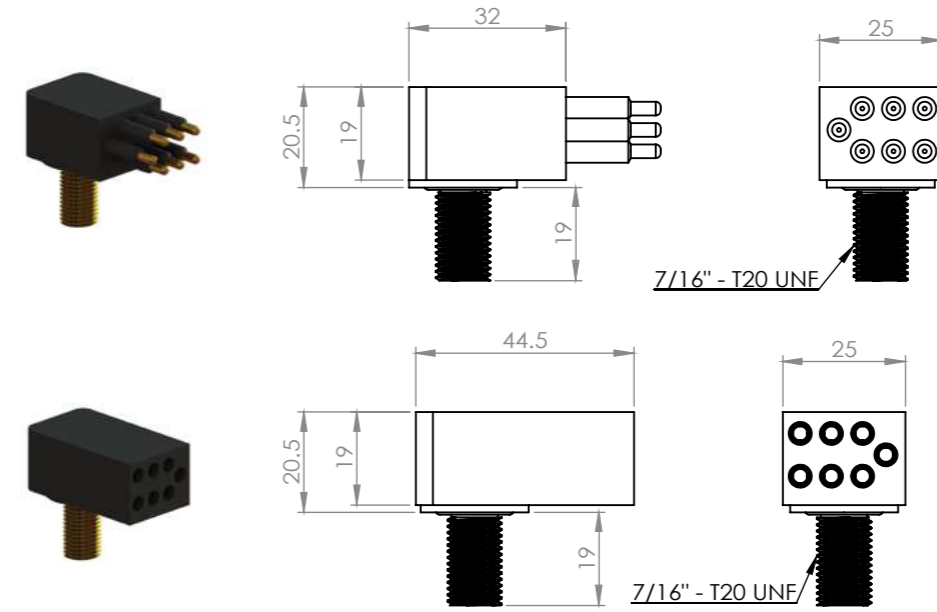
Operation Specification	
Max. voltage	600 V DC
Current rating @contact	10A
Max. current @connector	40A
Insulation resistance	>200 Mohm
Contact resistance	<0.01 ohm
Depth rating	600 bar (300 bar for PEEK)
Temperature rating	-40 to 60°C

Material Specification	
Connector body	Chloroprene rubber
Bulkhead body	Brass(BR), stainless steel 316(SS), anodized aluminum(AL), titanium(TI) or PEEK(PE)
Contact	Gold plate brass
Socket	Gold plate Beryllium copper
Bulkhead leads	AWG 18 PTFE, 30cm
O - rings	NBR 2-014

Low Profile_Bulkhead_Male_Contact 7	
Male (Order No.)	Contact
LPBH07M	7

Low Profile_Bulkhead_Female_Contact 7	
Female (Order No.)	Contact
LPBH07F	7

*Dimensions in mm, Thread in inches




Face View (Male)



Wiring Color Code

- 1 Black
- 2 White
- 3 Red
- 4 Green
- 5 Orange
- 6 Blue
- 7 White/black

Low Profile_Bulkhead Contact 9



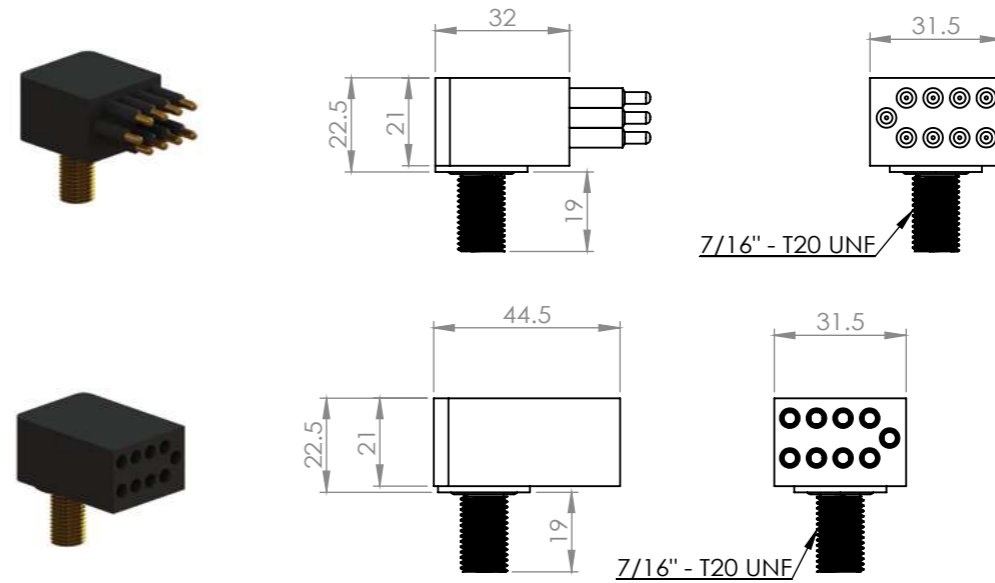
Operation Specification	
Max. voltage	600 V DC
Current rating @contact	10A
Max. current @connector	40A
Insulation resistance	>200 Mohm
Contact resistance	<0.01 ohm
Depth rating	600 bar (300 bar for PEEK)
Temperature rating	-40 to 60°C

Material Specification	
Connector body	Chloroprene rubber
Bulkhead body	Brass(BR), stainless steel 316(SS), anodized aluminum(AL), titanium(TI) or PEEK(PE)
Contact	Gold plate brass
Socket	Gold plate Beryllium copper
Bulkhead leads	AWG 18 PTFE, 30cm
O - rings	NBR 2-014

Low Profile_Bulkhead_Male_Contact 9	
Male (Order No.)	Contact
LPBH09M	9

Low Profile_Bulkhead_Female_Contact 9	
Female (Order No.)	Contact
LPBH09F	9

*Dimensions in mm, Thread in inches




Face View (Male)



Wiring Color Code

- | | | |
|---------|----------|---------------|
| 1 Black | 4 Green | 7 White/black |
| 2 White | 5 Orange | 8 Red/black |
| 3 Red | 6 Blue | 9 Green/black |

Low Profile_Bulkhead Contact 12



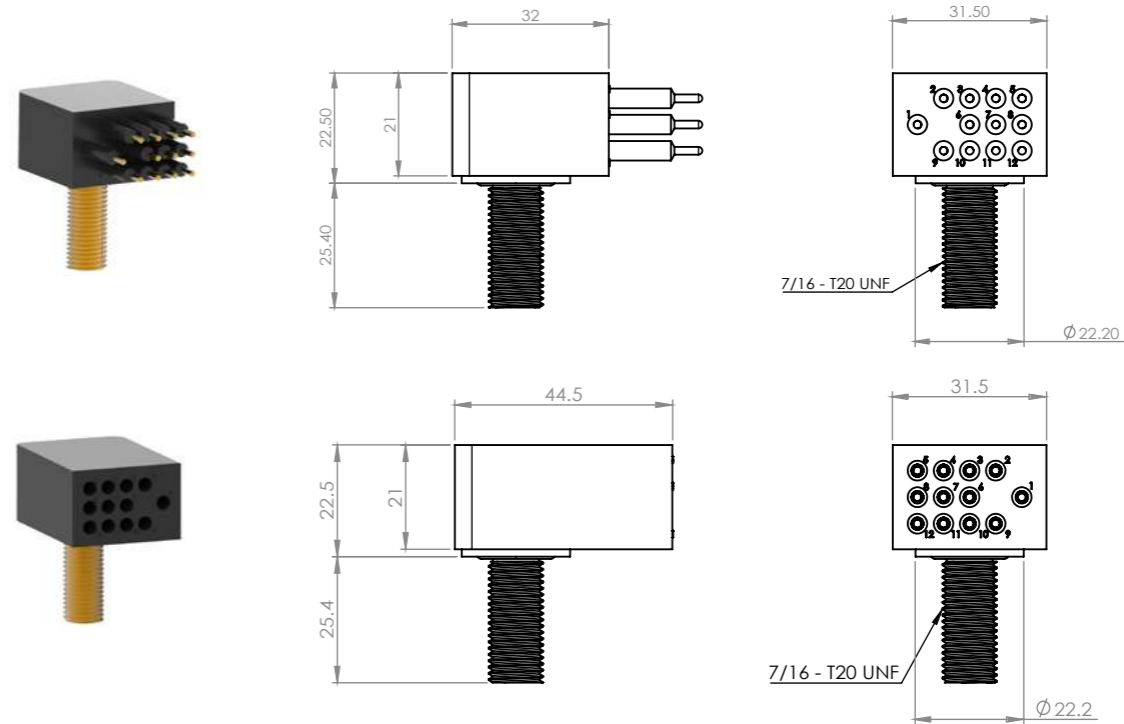
Operation Specification	
Max. voltage	600 V DC
Current rating @contact	5A
Max. current @connector	40A
Insulation resistance	>200 Mohm
Contact resistance	<0.01 ohm
Depth rating	600 bar (300 bar for PEEK)
Temperature rating	-40 to 60°C

Material Specification	
Connector body	Chloroprene rubber
Bulkhead body	Brass(BR), stainless steel 316(SS), anodized aluminum(AL), titanium(TI)
Contact	Gold plate brass
Socket	Gold plate Beryllium copper
Bulkhead leads	AWG 20 PTFE, 30cm
O - rings	NBR 2-014

Low Profile_Bulkhead_Male_Contact 12	
Male (Order No.)	Contact
LPBH12M	12

Low Profile_Bulkhead_Female_Contact 12	
Female (Order No.)	Contact
LPBH12F	12

*Dimensions in mm, Thread in inches




Face View (Male)



Wiring Color Code

1 Black	4 Green	7 White/black	10 Orange/black
2 White	5 Orange	8 Red/black	11 Blue/black
3 Red	6 Blue	9 Green/black	12 Black/white

Low Profile Inline Contact 2



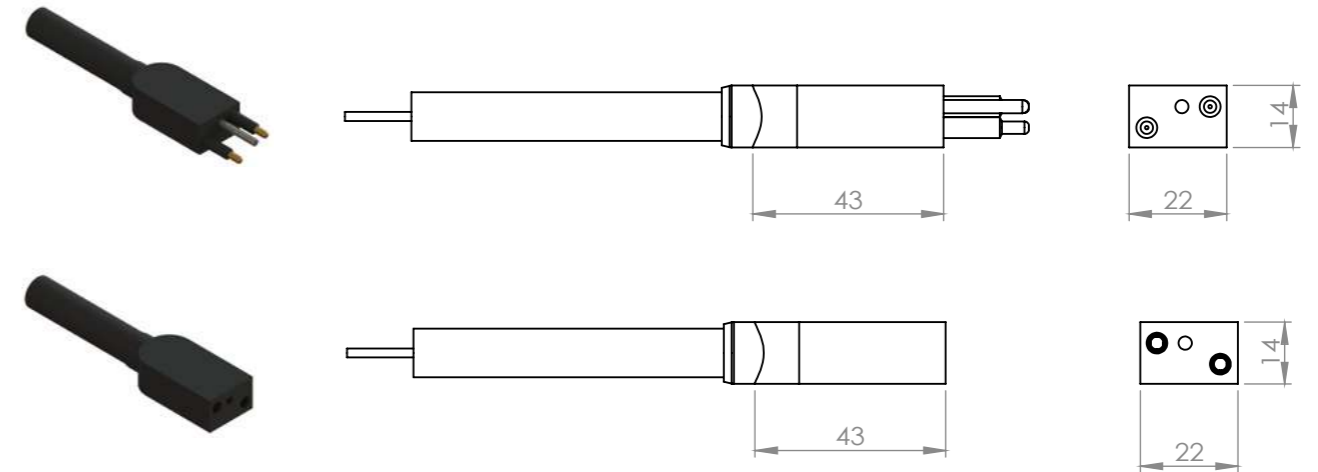
Operation Specification	
Max. voltage	600 V DC
Current rating @contact	10A
Max. current @connector	20A
Insulation resistance	>200 Mohm
Contact resistance	<0.01 ohm
Depth rating	600 bar
Temperature rating	-40 to 60°C

Material Specification	
Connector body	Chloroprene rubber
Contact	Gold plate brass
Socket	Gold plate Beryllium copper
Location pin	Stainless steel 316
Inline cable	AWG 16 PTFE, 60cm

Low Profile Inline Male Contact 2	
Male (Order No.)	Contact
LPIL02M	2

Low Profile Inline Female Contact 2	
Female (Order No.)	Contact
LPIL02F	2

*Dimensions in mm, Thread in inches




Face View (Male)



Wiring Color Code

- 1 Black
- 2 White

Low Profile Inline Contact 3, 4, 5



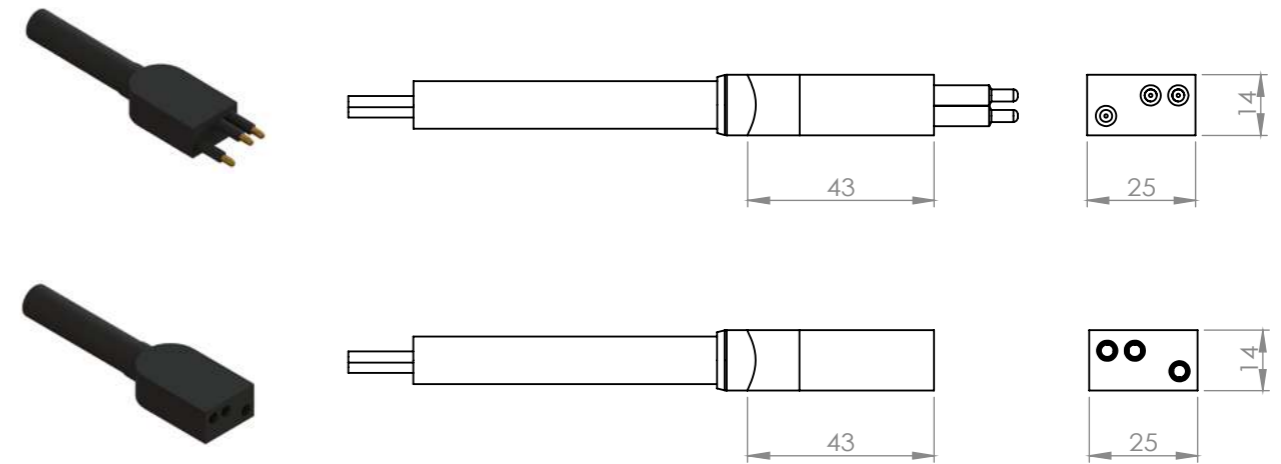
Operation Specification	
Max. voltage	600 V DC
Current rating @contact	10A
Max. current @connector	Contact 3: 30A
	Contact 4,5: 40A
Insulation resistance	>200 Mohm
Contact resistance	<0.01 ohm
Depth rating	600 bar
Temperature rating	-40 to 60°C

Material Specification	
Connector body	Chloroprene rubber
Contact	Gold plate brass
Socket	Gold plate Beryllium copper
Inline cable	Contact 3,4: AWG 16 Neoprene, 60cm
	Contact 5: AWG 18 Neoprene, 60cm


Low Profile Inline Male Contact 3,4,5	
Male (Order No.)	Contact
LPIL03M	3
LPIL04M	4
LPIL05M	5

Low Profile Inline Female Contact 3,4,5	
Female (Order No.)	Contact
LPIL03F	3
LPIL04F	4
LPIL05F	5

*Dimensions in mm, Thread in inches



Face View (Male)




Wiring Color Code

- 1 Black 4 Green
- 2 White 5 Orange
- 3 Red

(3 Conductor code: 1 Black, 2 White, 3 Green)

Low Profile Inline Contact 7



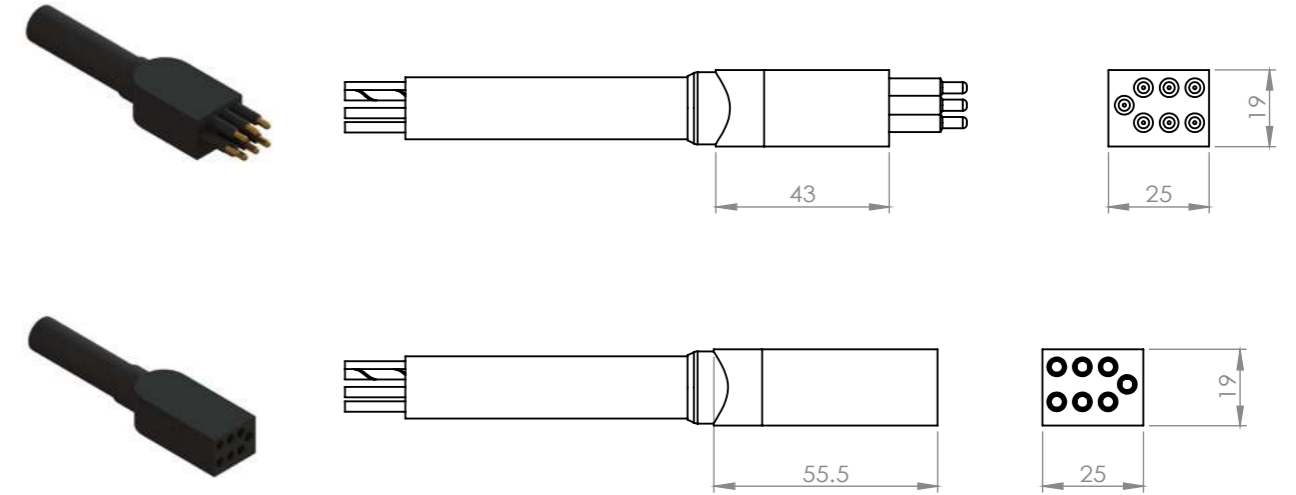
Operation Specification	
Max. voltage	600 V DC
Current rating @contact	10A
Max. current @connector	40A
Insulation resistance	>200 Mohm
Contact resistance	<0.01 ohm
Depth rating	600 bar
Temperature rating	-40 to 60°C

Material Specification	
Connector body	Chloroprene rubber
Contact	Gold plate brass
Socket	Gold plate Beryllium copper
Inline cable	AWG 16 Neoprene, 60cm

Low Profile Inline Male Contact 7	
Male (Order No.)	Contact
LPIL07M	7

Low Profile Inline Female Contact 7	
Female (Order No.)	Contact
LPIL07F	7

*Dimensions in mm, Thread in inches




Face View (Male)



Wiring Color Code

- 1 Black
- 2 White
- 3 Red
- 4 Green
- 5 Orange
- 6 Blue
- 7 White/black

Low Profile Inline Contact 9



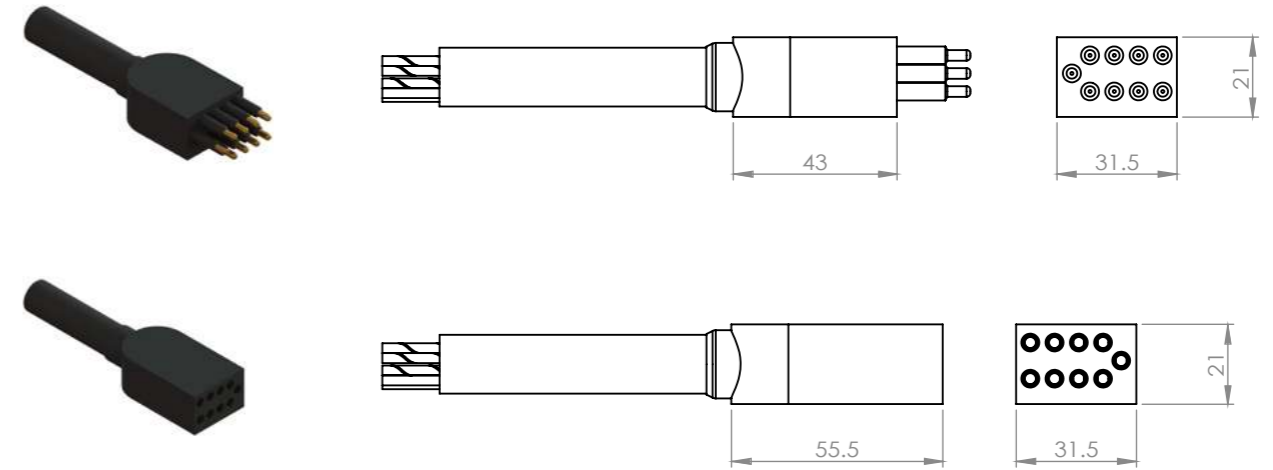
Operation Specification	
Max. voltage	600 V DC
Current rating @contact	10A
Max. current @connector	40A
Insulation resistance	>200 Mohm
Contact resistance	<0.01 ohm
Depth rating	600 bar
Temperature rating	-40 to 60°C

Material Specification	
Connector body	Chloroprene rubber
Contact	Gold plate brass
Socket	Gold plate Beryllium copper
Inline cable	AWG 16 Neoprene, 60cm

Low Profile Inline Male Contact 9	
Male (Order No.)	Contact
LPIL09M	9

Low Profile Inline Female Contact 9	
Female (Order No.)	Contact
LPIL09F	9

*Dimensions in mm, Thread in inches




Face View (Male)



Wiring Color Code

- | | | |
|---------|----------|---------------|
| 1 Black | 4 Green | 7 White/black |
| 2 White | 5 Orange | 8 Red/black |
| 3 Red | 6 Blue | 9 Green/black |

Low Profile Inline Contact 12



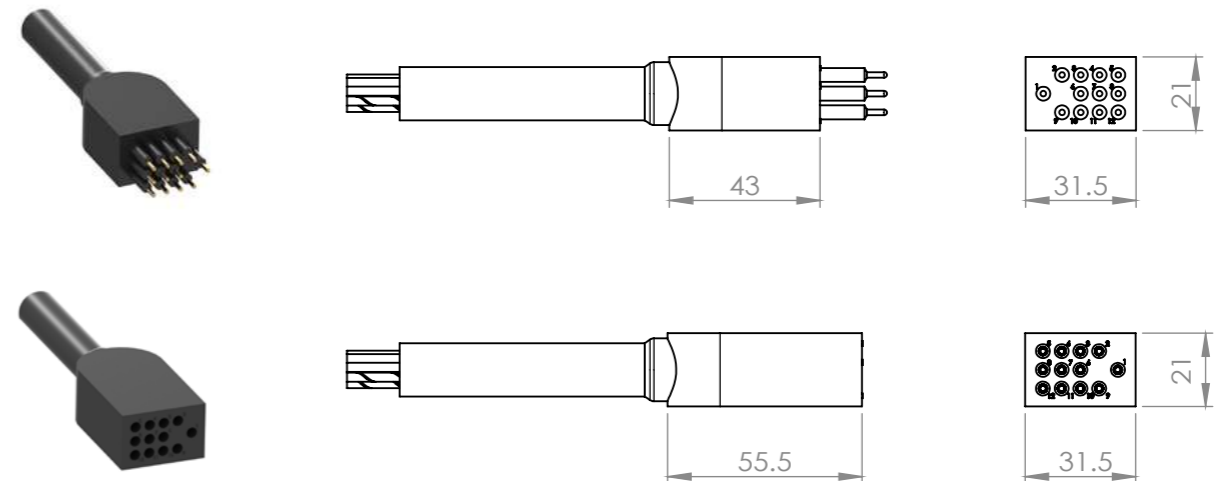
Operation Specification	
Max. voltage	600 V DC
Current rating @contact	5A
Max. current @connector	40A
Insulation resistance	>200 Mohm
Contact resistance	<0.01 ohm
Depth rating	600 bar
Temperature rating	-40 to 60°C

Material Specification	
Connector body	Chloroprene rubber
Contact	Gold plate brass
Socket	Gold plate Beryllium copper
Inline cable	AWG 18 Neoprene, 60cm

Low Profile Inline Male Contact 12	
Male (Order No.)	Contact
LPIL12M	12

Low Profile Inline Female Contact 12	
Female (Order No.)	Contact
LPIL12F	12

*Dimensions in mm, Thread in inches




Face View (Male)



Wiring Color Code

- | | | | |
|---------|----------|---------------|-----------------|
| 1 Black | 4 Green | 7 White/black | 10 Orange/black |
| 2 White | 5 Orange | 8 Red/black | 11 Blue/black |
| 3 Red | 6 Blue | 9 Green/black | 12 Black/white |

Low Profile_Inline RA Contact 3, 4, 5



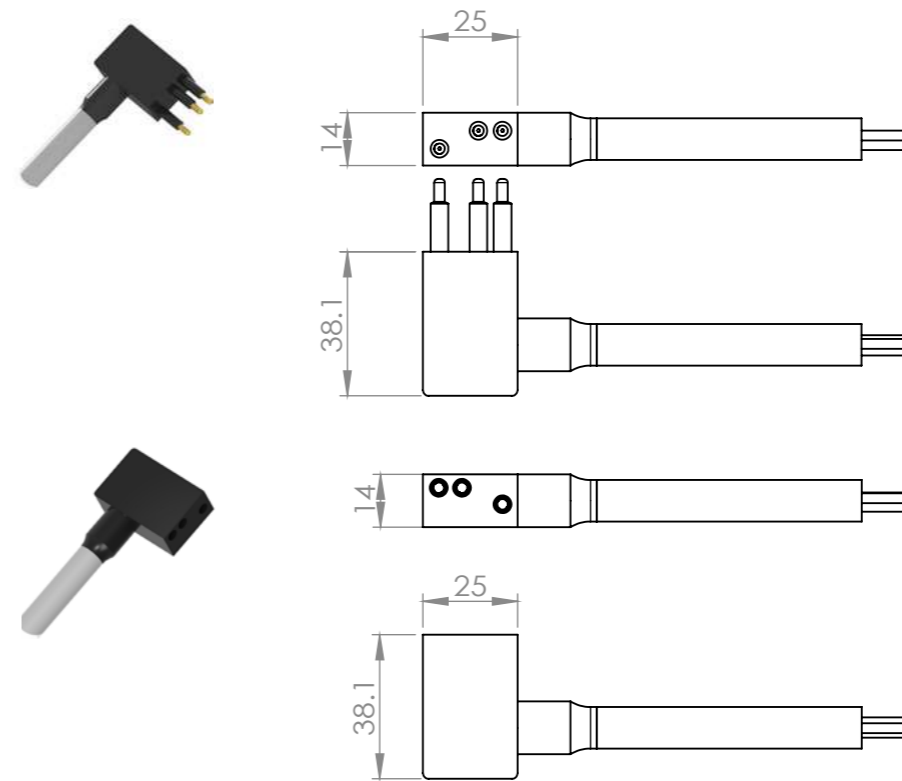
Operation Specification	
Max. voltage	600 V DC
Current rating @contact	10A
Max. current @connector	Contact 3: 30A
	Contact 4,5: 40A
Insulation resistance	>200 Mohm
Contact resistance	<0.01 ohm
Depth rating	600 bar
Temperature rating	-40 to 60°C

Material Specification	
Connector body	Chloroprene rubber
Contact	Gold plated brass
Socket	Gold plated Beryllium copper
Inline cable	Contact 3,4: AWG 16 Neoprene, 60 cm
	Contact 5: AWG 18 Neoprene, 60 cm

Low Profile_Inline RA_Male_Contact 3,4,5	
Male (Order No.)	Contact
LPIA03M	3
LPIA04M	4
LPIA05M	5

Low Profile_Inline RA_Female_Contact 3,4,5	
Female (Order No.)	Contact
LPIA03F	3
LPIA04F	4
LPIA05F	5

*Dimensions in mm, Thread in inches



Face View (Male)



Wiring Color Code

- 1 Black
- 2 White
- 3 Red
- 4 Green
- 5 Orange

(3 Conductor code: 1 Black, 2 White, 3 Green)

Low Profile_Dummy Contact 2, 3, 4, 5, 7, 9, 12



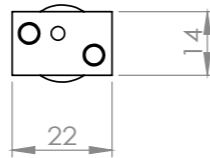
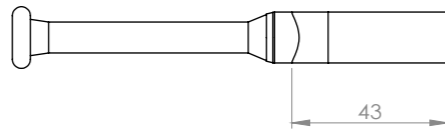
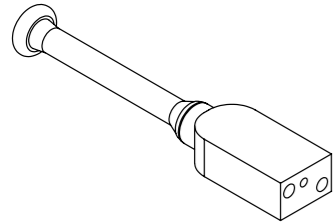
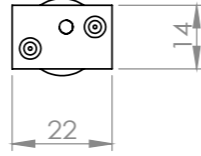
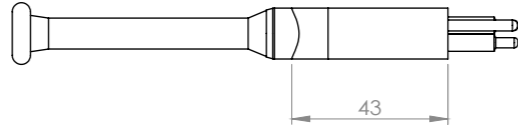
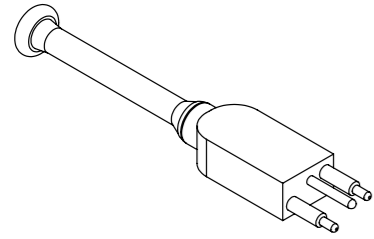
Material Specification	
Connector body	Chloroprene rubber
Contact	Gold plated brass
Location pin	Stainless steel 316
Location pin	Contact 2: Stainless steel 316
	Contact 3,4,5,7,9,12: N/A

Low Profile_Dummy_Male_Contact 2,3,4,5,6,7,9,12	
Male (Order No.)	Contact
LPDC02M	2
LPDC03M	3
LPDC04M	4
LPDC05M	5
LPDC07M	7
LPDC09M	9
LPDC12M	12

Low Profile_Dummy_Female_Contact 2,3,4,5,7,9,12	
Female (Order No.)	Contact
LPDC02M	2
LPDC03M	3
LPDC04M	4
LPDC05M	5
LPDC07M	7
LPDC09M	9
LPDC12M	12

**Low Profile_Dummy
Contact 2**

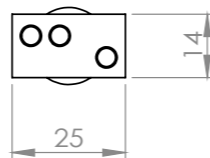
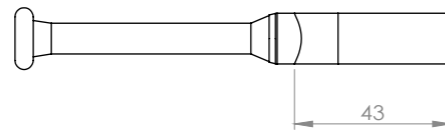
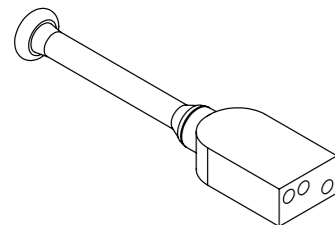
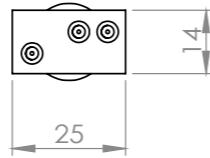
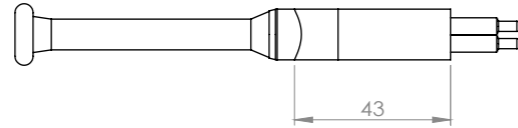
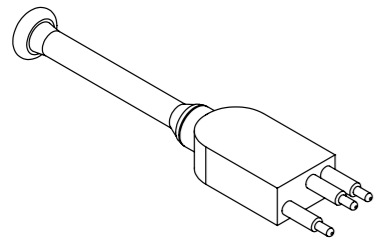
*Dimensions in mm, Thread in inches



Face View (Male)



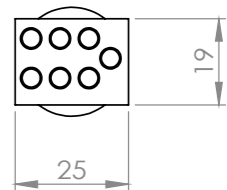
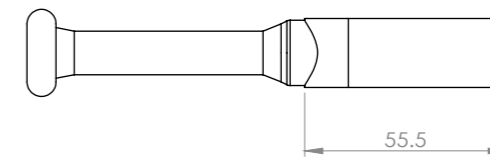
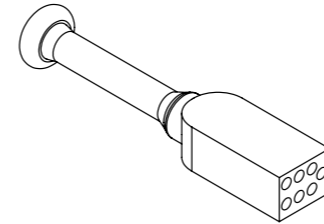
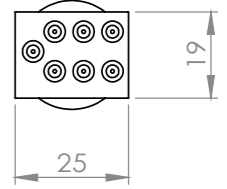
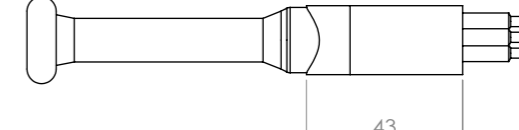
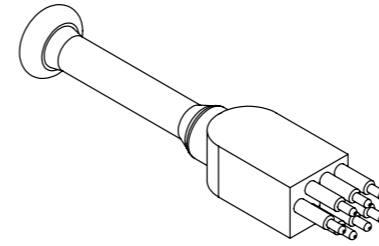
Contact 3, 4, 5



Face View (Male)



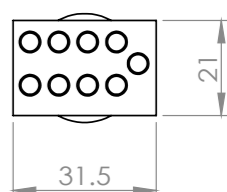
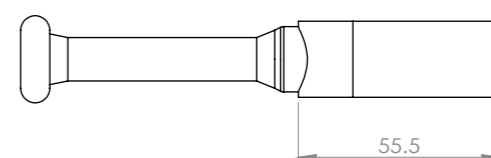
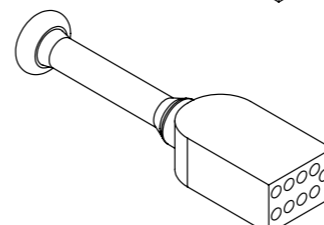
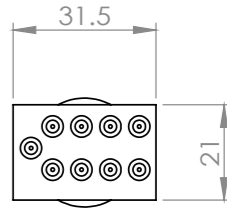
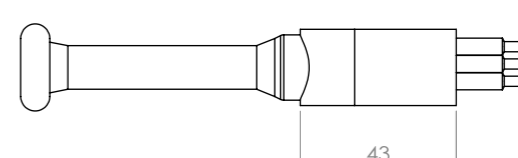
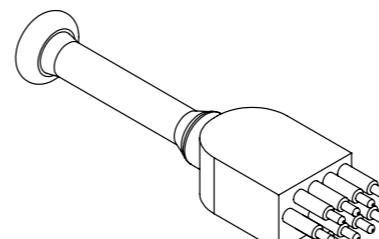
Contact 7



Face View (Male)



Contact 9, 12



Face View (Male)



Strap for Low Profile Series

Installation instruction



Step 1



Plug the connectors

Step 2



Pull the strap to bundle two connectors

Low Profile Micro

Bulkhead

Inline


Overmold

Dummy

Installation instruction



Low Profile Micro_Bulkhead Contact 2, 3, 4, 5, 6, 7, 8



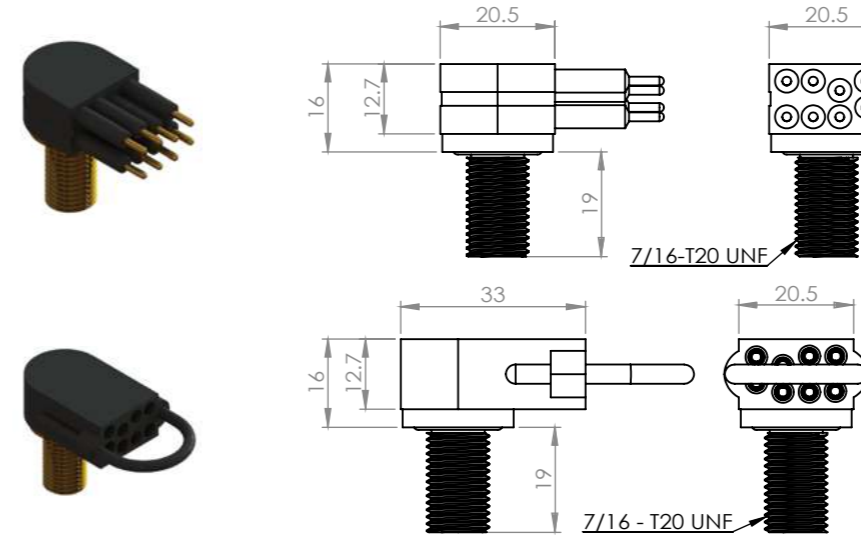
Operation Specification	
Max. voltage	300 V DC
Current rating @contact	5A
Max. current @connector	20A
Insulation resistance	>200 Mohm
Contact resistance	<0.01 ohm
Depth rating	600 bar (300 bar for PEEK)
Temperature rating	-40 to 60°C

Material Specification	
Connector body	Chloroprene rubber
Bulkhead body	Brass(BR), stainless steel 316(SS), anodized aluminum(AL), titanium(TI) or PEEK(PE)
Contact	Gold plated brass
Socket	Gold plated beryllium copper
Location pin	Contact 2: Stainless steel 316 Contact 3,4,5,6,7,8: N/A
Bulkhead leads	AWG 20 PTFE, 30cm
O - rings	NBR 2-014


Low Profile Micro_Bulkhead_Male_Contact 2,3,4,5,6,7,8	
Male (Order No.)	Contact
LPMCBH02M	2
LPMCBH03M	3
LPMCBH04M	4
LPMCBH05M	5
LPMCBH06M	6
LPMCBH07M	7
LPMCBH08M	8

Low Profile Micro_Bulkhead_Female_Contact 2,3,4,5,6,7,8	
Female (Order No.)	Contact
LPMCBH02F	2
LPMCBH03F	3
LPMCBH04F	4
LPMCBH05F	5
LPMCBH06F	6
LPMCBH07F	7
LPMCBH08F	8

*Dimensions in mm, Thread in inches



Face View (Male)




Wiring Color Code

- 1 Black
- 2 White
- 3 Red
- 4 Green
- 5 Orange
- 6 Blue
- 7 White/black
- 8 Red/black

(3 Conductor code: 1 Black, 2 White, 3 Green)

All product descriptions and specifications are subject to be changed without notice. 133

Low Profile Micro_Bulkhead Contact 9



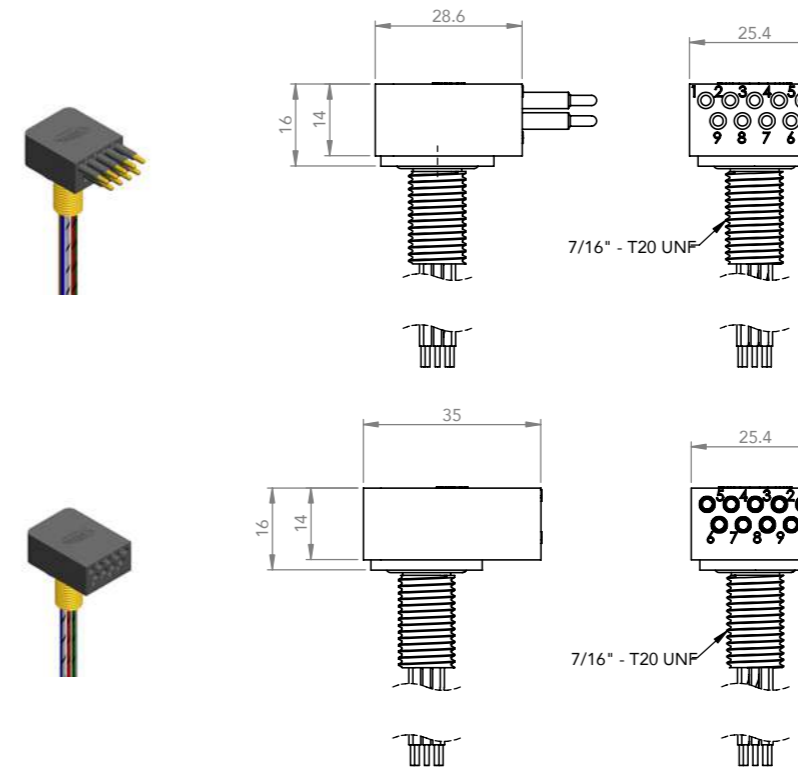
Operation Specification	
Max. voltage	300 V DC
Current rating @contact	5A
Max. current @connector	20A
Insulation resistance	>200 Mohm
Contact resistance	<0.01 ohm
Depth rating	600 bar (300 bar for PEEK)
Temperature rating	-40 to 60°C

Material Specification	
Connector body	Chloroprene Rubber
Bulkhead body	Brass(BR), stainless steel 316(SS), anodized aluminum(AL), titanium(TI) or PEEK(PE)
Contact	Gold plated brass
Socket	Gold plated Beryllium copper
Bulkhead leads	AWG 20 PTFE, 30cm
O - rings	NBR 2-014

Low Profile Micro_Bulkhead_Male_Contact 9	
Male (Order No.)	Contact
LPMCBH09M	9

Low Profile Micro_Bulkhead_Female_Contact 9	
Female (Order No.)	Contact
LPMCBH09F	9

*Dimensions in mm, Thread in inches




Face View (Male)



Wiring Color Code

- | | | |
|---------|----------|---------------|
| 1 Black | 4 Green | 7 White/black |
| 2 White | 5 Orange | 8 Red/black |
| 3 Red | 6 Blue | 9 Green/black |

Low Profile Micro Inline Contact 2, 3, 4, 5, 6, 7, 8



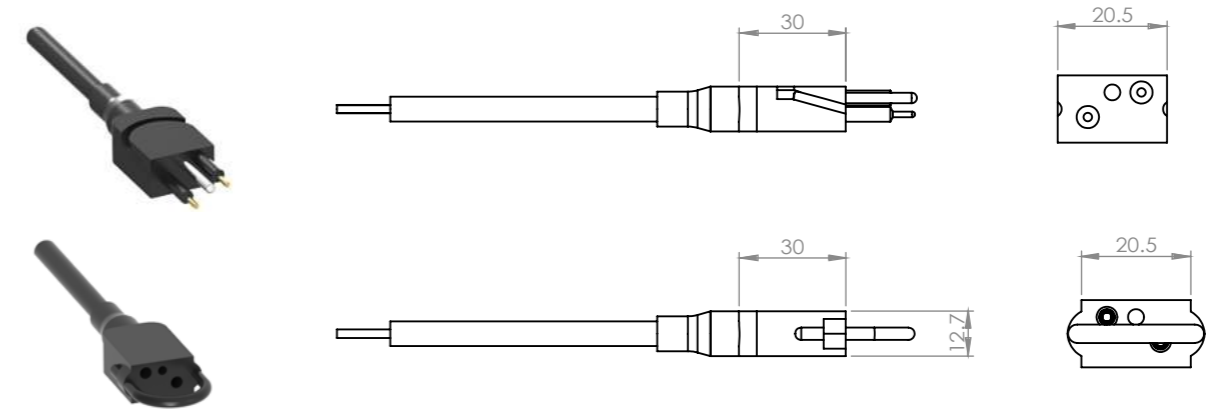
Operation Specification	
Max. voltage	300 V DC
Current rating @contact	5A
Max. current @connector	20A
Insulation resistance	>200 Mohm
Contact resistance	<0.01 ohm
Depth rating	600 bar
Temperature rating	-40 to 60°C

Material Specification	
Connector body	Chloroprene Rubber
Contact	Gold plated brass
Socket	Gold plated beryllium copper
Location pin	Contact 2: Stainless steel 316
	Contact 3,4,5,6,7,8: N/A
Inline Cable	AWG 20 EPDM, 60cm


Low Profile Micro Inline Male Contact 2,3,4,5,6,7,8	
Male (Order No.)	Contact
LPMCIL02M	2
LPMCIL03M	3
LPMCIL04M	4
LPMCIL05M	5
LPMCIL06M	6
LPMCIL07M	7
LPMCIL08M	8

Low Profile Micro Inline Female Contact 2,3,4,5,6,7,8	
Female (Order No.)	Contact
LPMCIL02F	2
LPMCIL03F	3
LPMCIL04F	4
LPMCIL05F	5
LPMCIL06F	6
LPMCIL07F	7
LPMCIL08F	8

*Dimensions in mm, Thread in inches




Face View (Male)



Wiring Color Code

- | | | |
|---------|---------|----------|
| 1 Black | 4 Green | 7 Yellow |
| 2 White | 5 Blue | 8 Orange |
| 3 Red | 6 Brown | |

Low Profile Micro Inline Contact 9



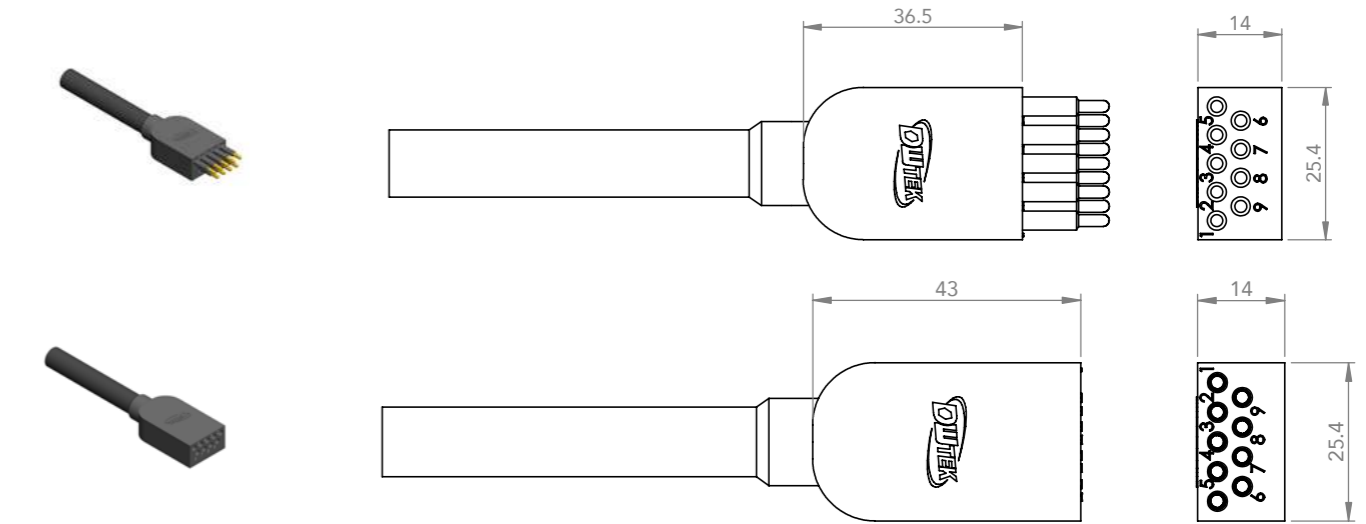
Operation Specification	
Max. voltage	300 V DC
Current rating @contact	5A
Max. current @connector	20A
Insulation resistance	>200 Mohm
Contact resistance	<0.01 ohm
Depth rating	600 bar
Temperature rating	-40 to 60°C

Material Specification	
Connector body	Chloroprene rubber
Contact	Gold plated brass
Socket	Gold plated beryllium copper
Inline Cable	AWG 20 CPE, 60cm

Low Profile Micro Inline Male Contact 9	
Male (Order No.)	Contact
LPMCIL09M	9

Low Profile Micro Inline Female Contact 9	
Female (Order No.)	Contact
LPMCIL09F	9

*Dimensions in mm, Thread in inches




Face View (Male)



Wiring Color Code

- 1 Black
- 2 White
- 3 Red
- 4 Green
- 5 Orange
- 6 Blue
- 7 White/black
- 8 Red/black
- 9 Green/black

Low Profile Micro_Overmold Contact 2, 3, 4, 5, 6



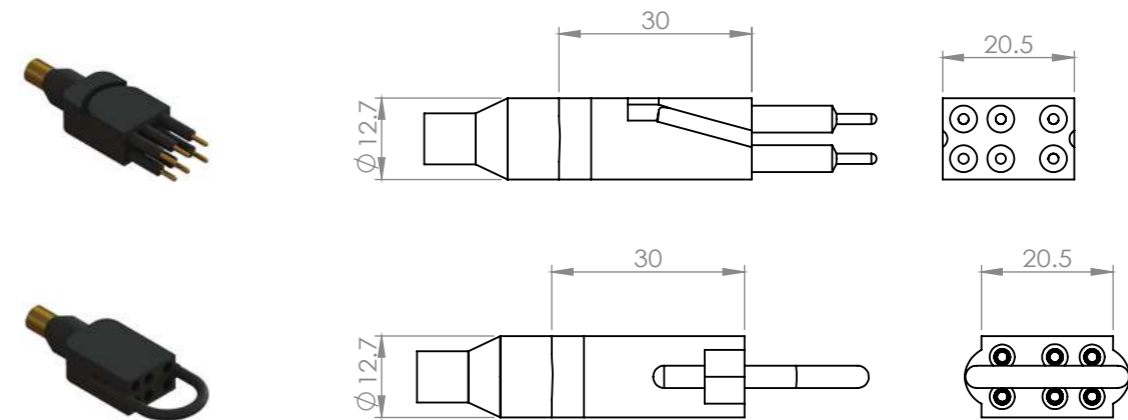
Operation Specification	
Max. voltage	300 V DC
Current rating @contact	5A
Max. current @connector	20A
Insulation resistance	>200 Mohm
Contact resistance	<0.01 ohm
Depth rating	600 bar
Temperature rating	-40 to 60°C

Material Specification	
Connector body	Chloroprene Rubber
Bulkhead body	Brass(BR)
Contact	Gold plated brass
Socket	Gold plated beryllium copper
Location pin	Contact 2: Stainless steel 316
	Contact 3,4,5,6,7,8: N/A
OM leads	AWG 20 PTFE, 10cm

Low Profile Micro_Overmold_Male_ Contact 2,3,4,5,6	
Male (Order No.)	Contact
LPMCOM02M	2
LPMCOM03M	3
LPMCOM04M	4
LPMCOM05M	5
LPMCOM06M	6

Low Profile Micro_Overmold_Female_ Contact 2,3,4,5,6	
Female (Order No.)	Contact
LPMCOM02F	2
LPMCOM03F	3
LPMCOM04F	4
LPMCOM05F	5
LPMCOM06F	6

*Dimensions in mm, Thread in inches



Face View (Male)

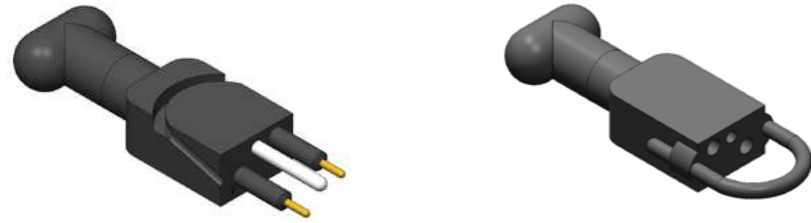


Wiring Color Code

- 1 Black 4 Green 7 White/black
- 2 White 5 Orange 8 Red/black
- 3 Red 6 Blue

(3 Conductor code: 1 Black, 2 White, 3 Green)

Low Profile Micro_Dummy Contact 2, 3, 4, 5, 6, 7, 8

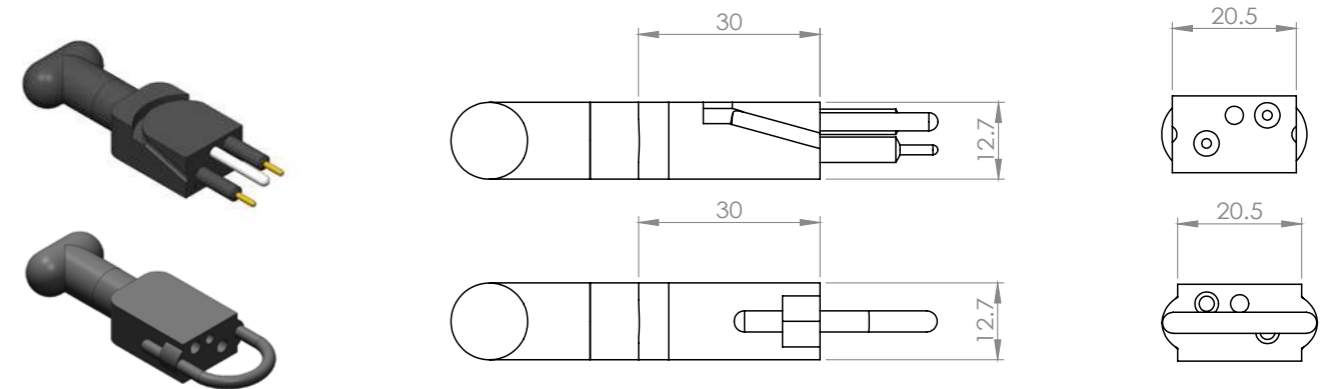


Material Specification	
Connector body	Chloroprene Rubber
Location pin	Contact 2: Stainless steel 316
	Contact 3,4,5,6,7,8: N/A


Low Profile Micro_Dummy_Male_Contact 2,3,4,5,6,7,8	
Male (Order No.)	Contact
LPMCDC02M	2
LPMCDC03M	3
LPMCDC04M	4
LPMCDC05M	5
LPMCDC06M	6
LPMCDC07M	7
LPMCDC08M	8

Low Profile Micro_Dummy_Female_Contact 2,3,4,5,7,8	
Female (Order No.)	Contact
LPMCDC02F	2
LPMCDC03F	3
LPMCDC04F	4
LPMCDC05F	5
LPMCDC06F	6
LPMCDC07F	7
LPMCDC08F	8

*Dimensions in mm, Thread in inches



Face View (Male)



Low Profile Micro_Dummy Contact 9

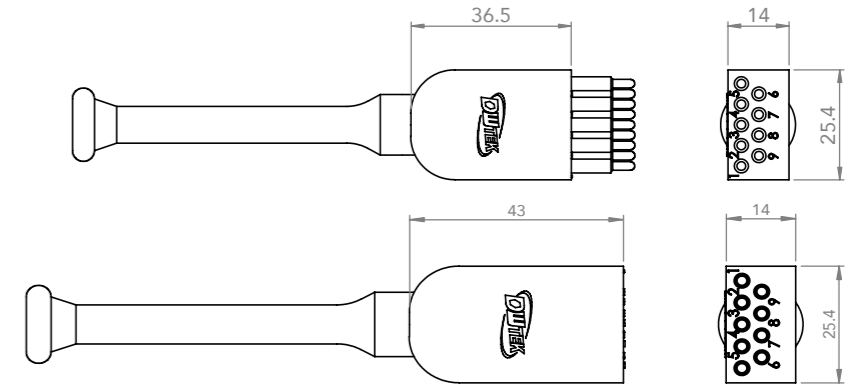


Material Specification	
Connector body	Chloroprene rubber
Contact	Gold plated brass


Low Profile Micro_Dummy_Male_Contact 9	
Male (Order No.)	Contact
LPMCDC09M	9

Low Profile Micro_Dummy_Female_Contact 9	
Female (Order No.)	Contact
LPMCDC09F	9

*Dimensions in mm, Thread in inches



Face View (Male)



Strap for Low Profile Micro Series

Installation instruction

Step 1



Plug the connectors

Step 2



Pull the strap from the female connector

Step 3



The connectors are bundled

High Power

Bulkhead


Inline

Overmold

Dummy



High Power_Bulkhead Contact 1



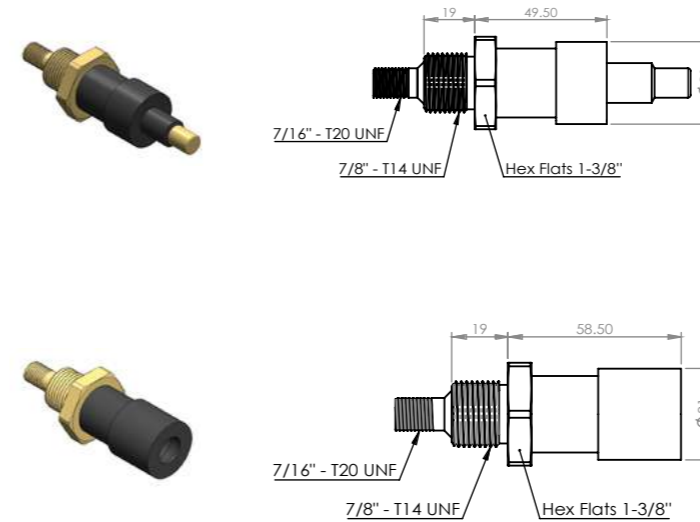
Operation Specification	
Max. voltage	1 KV DC
Current rating @contact	250A
Max. current @connector	250A
Insulation resistance	>200 Mohm
Contact resistance	<0.01 ohm
Depth rating	600 bar
Temperature rating	-40 to 60°C

Material Specification	
Connector body	Chloroprene rubber
Contact	Gold plated brass
Socket	Gold plated brass

High Power_Bulkhead_Male_Contact 1	
Male (Order No.)	Contact
HPBH01M	1

High Power_Bulkhead_Female_Contact 1	
Female (Order No.)	Contact
HPBH01F	1

*Dimensions in mm, Thread in inches



High Power_Bulkhead Contact 4



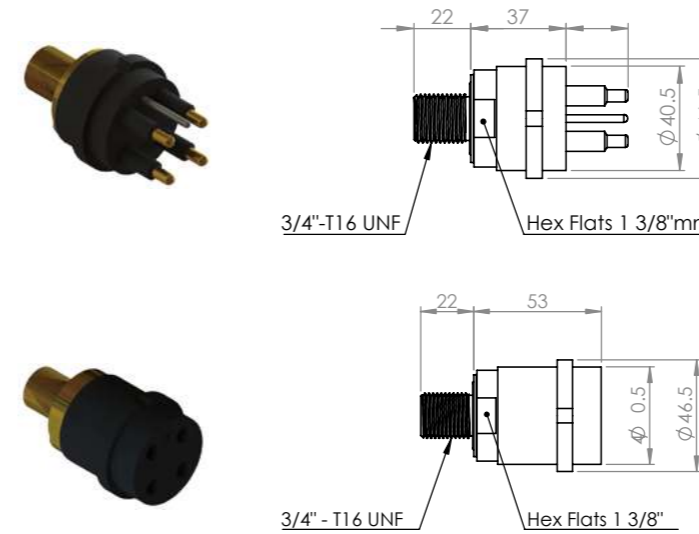
Operation Specification	
Max. voltage	600 V DC
Current rating @contact	50A
Max. current @connector	200A
Insulation resistance	>200 Mohm
Contact resistance	<0.01 ohm
Depth rating	600 bar
Temperature rating	-40 to 60°C

Material Specification	
Connector body	Chloroprene rubber
Bulkhead body	Brass(BR), stainless steel 316(SS), anodized aluminum(AL), titanium(TI)
Contact	Gold plated brass
Socket	Gold plated beryllium copper
Location pin	Stainless steel 316
Bulkhead leads	AWG 10 PTFE, 30cm
O - rings	NBR 2-022


High Power_Bulkhead_Male_Contact 4	
Male (Order No.)	Contact
HPBH04F	4

High Power_Bulkhead_Female_Contact 4	
Female (Order No.)	Contact
HPBH04F	4

*Dimensions in mm, Thread in inches



Face View (Male)



High Power Inline Contact 1



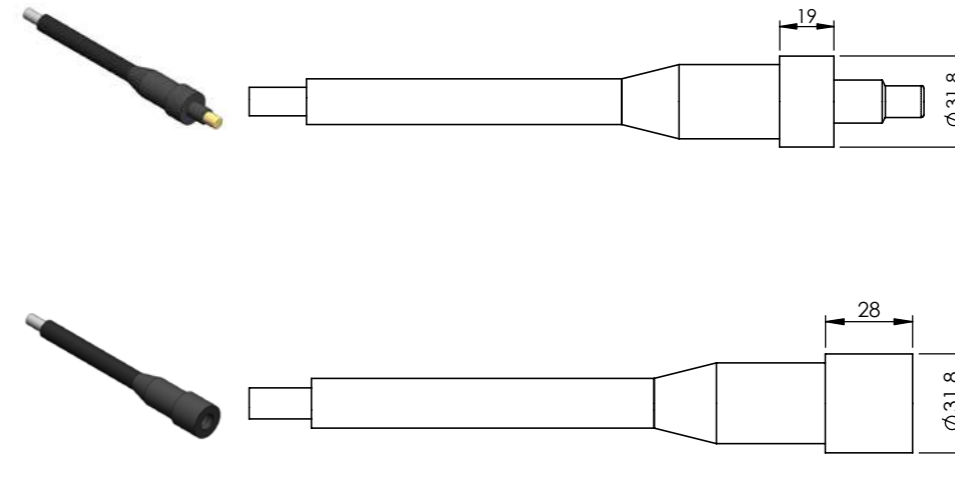
Operation Specification	
Max. voltage	1 KV DC
Current rating @contact	250A
Max. current @ connector	250A
Insulation resistance	>200 Mohm
Contact resistance	<0.01 ohm
Depth rating	600 bar
Temperature rating	-40 to 60°C

Material Specification	
Connector body	Chloroprene rubber
Contact	Gold plated brass
Socket	Gold plated brass
Inline cable	1/0 AWG, chloroprene rubber, 60cm

High Power Inline Male Contact 1	
Male (Order No.)	Contact
HPIL01M	1

High Power Inline Female Contact 1	
Female (Order No.)	Contact
HPIL01F	1

*Dimensions in mm, Thread in inches



High Power Inline Contact 4



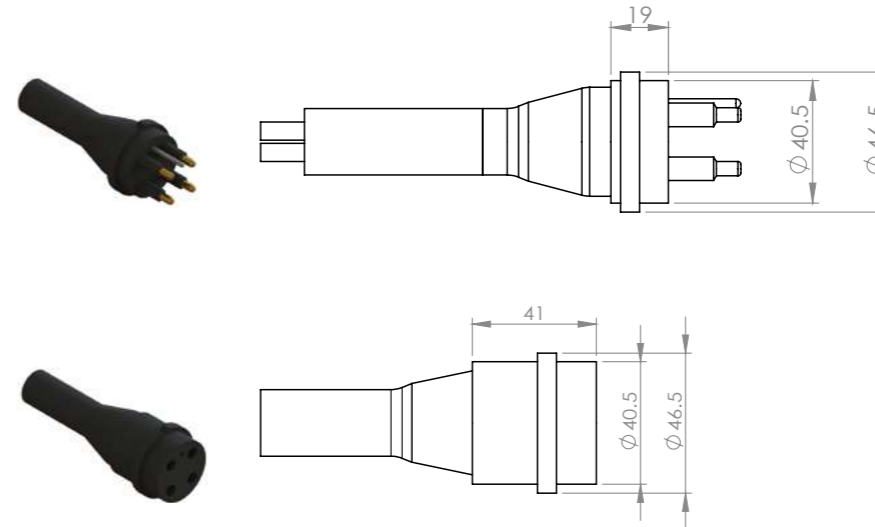
Operation Specification	
Max. voltage	600 V DC
Current rating @contact	50A
Max. current @ connector	200A
Insulation resistance	>200 Mohm
Contact resistance	<0.01 ohm
Depth rating	600 bar
Temperature rating	-40 to 60°C

Material Specification	
Connector body	Chloroprene rubber
Contact	Gold plated brass
Socket	Gold plated beryllium copper
Location pin	Stainless steel 316
Inline cable	AWG 8 Neoprene, 60cm


High Power Inline Male Contact 4	
Male (Order No.)	Contact
HPIL04M	4

High Power Inline Female Contact 4	
Female (Order No.)	Contact
HPIL04F	4

*Dimensions in mm, Thread in inches



Face View (Male)



Wiring Color Code

- 1 Black
- 2 White
- 3 Red
- 4 Green

High Power_Overmold Contact 1



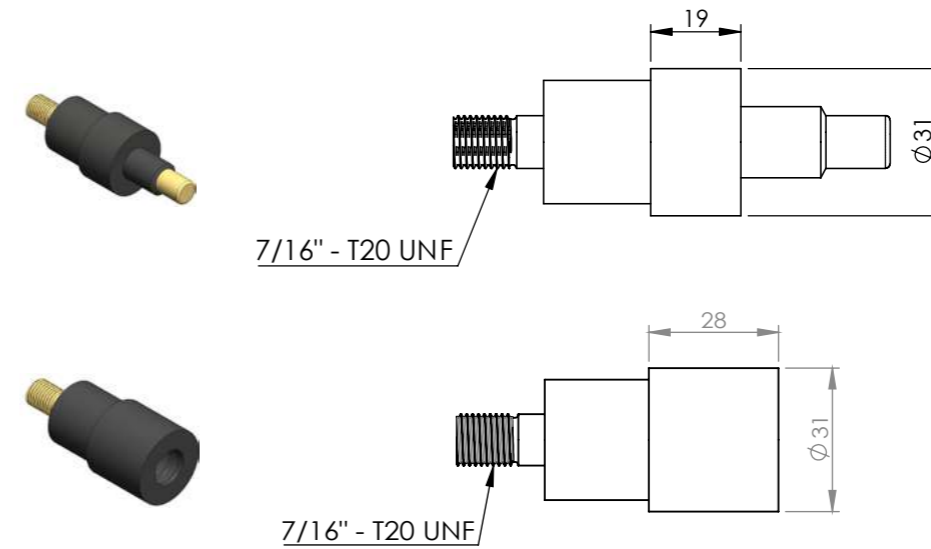
Operation Specification	
Max. voltage	1 KV DC
Current rating @contact	250A
Max. current @ connector	250A
Insulation resistance	>200 Mohm
Contact resistance	<0.01 ohm
Depth rating	600 bar
Temperature rating	-40 to 60°C

Material Specification	
Connector body	Chloroprene rubber
Contact	Gold plated brass
Socket	Gold plated brass

High Power_Overmold_Male_Contact 1	
Male (Order No.)	Contact
HPOM01M	1

High Power_Overmold_Female_Contact 1	
Female (Order No.)	Contact
HPOM01F	1

*Dimensions in mm, Thread in inches



High Power_Dummy Contact 1

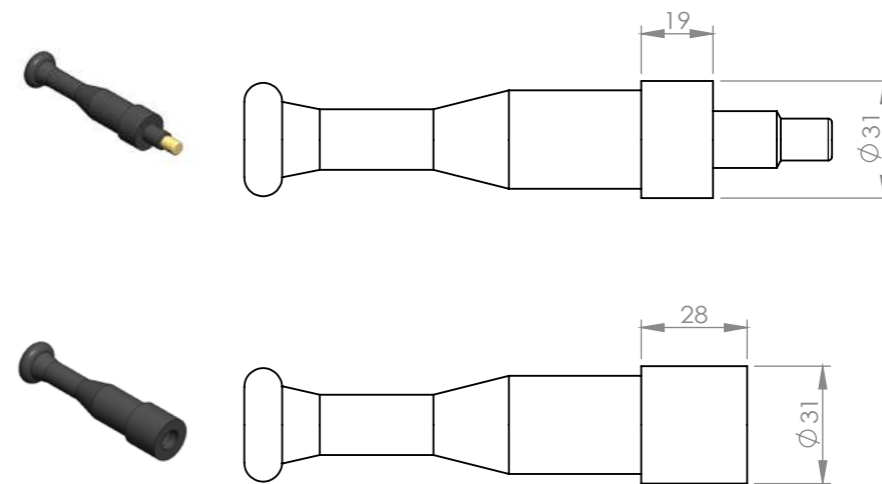


Material Specification	
Connector body	Chloroprene Rubber
Contact	Gold plated brass

High Power_Dummy_Male_Contact 1	
Male (Order No.)	Contact
HPDC01M	1

High Power_Dummy_Female_Contact 1	
Female (Order No.)	Contact
HPDC01F	1

*Dimensions in mm, Thread in inches



High Power_Dummy Contact 4

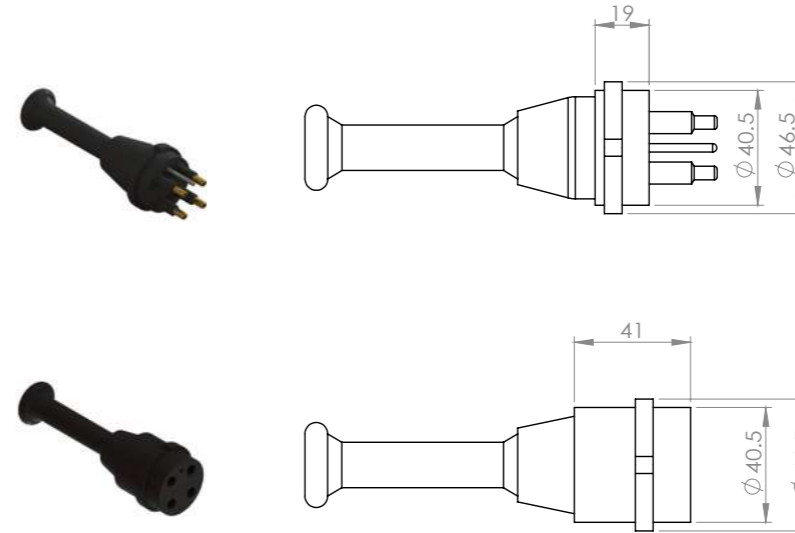


Material Specification	
Connector body	Chloroprene rubber
Contact	Gold plated brass
Location pin	Stainless steel 316


High Power_Dummy_Male_Contact 4	
Male (Order No.)	Contact
HPDC04M	4

High Power_Dummy_Female_Contact 4	
Female (Order No.)	Contact
HPDC04F	4

*Dimensions in mm, Thread in inches



Face View (Male)



Power Battery

Bulkhead


Inline

Dummy



Power Battery_Bulkhead

Contact 2, 3, 4



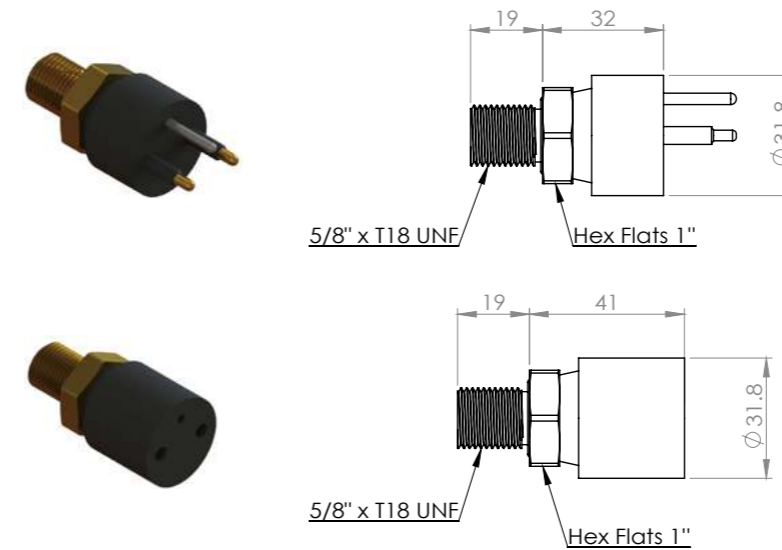
Operation Specification	
Max. voltage	600 V DC
Current rating @contact	25A
Max. current @ contact	50A
Insulation resistance	>200 Mohm
Contact resistance	<0.01 ohm
Depth rating	600 bar(300 bar for PEEK)
Temperature rating	-40 to 60°C

Material Specification	
Connector body	Chloroprene rubber
Bulkhead body	Brass(BR), stainless steel 316(SS), anodized aluminum(AL), titanium(TI) or PEEK(PE)
Contact	Gold plated brass
Socket	Gold plated beryllium copper
Location pin	Stainless steel 316
Bulkhead leads	2,3 contacts AWG 10 PTFE, 30 cm 4 contacts AWG 12 PTFE, 30 cm
O - rings	NBR 2-017

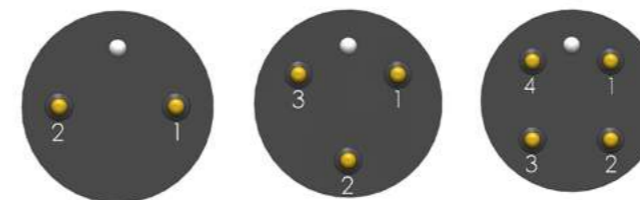
Power Battery_Bulkhead_Male_Contact 2,3,4	
Male (Order No.)	Contact
PBBH02M	2
PBBH03M	3
PBBH04M	4

Power Battery_Bulkhead_Female_Contact 2,3,4	
Female (Order No.)	Contact
PBBH02F	2
PBBH03F	3
PBBH04F	4

*Dimensions in mm, Thread in inches



Face View (Male)



Power Battery_Inline

Contact 2, 3, 4



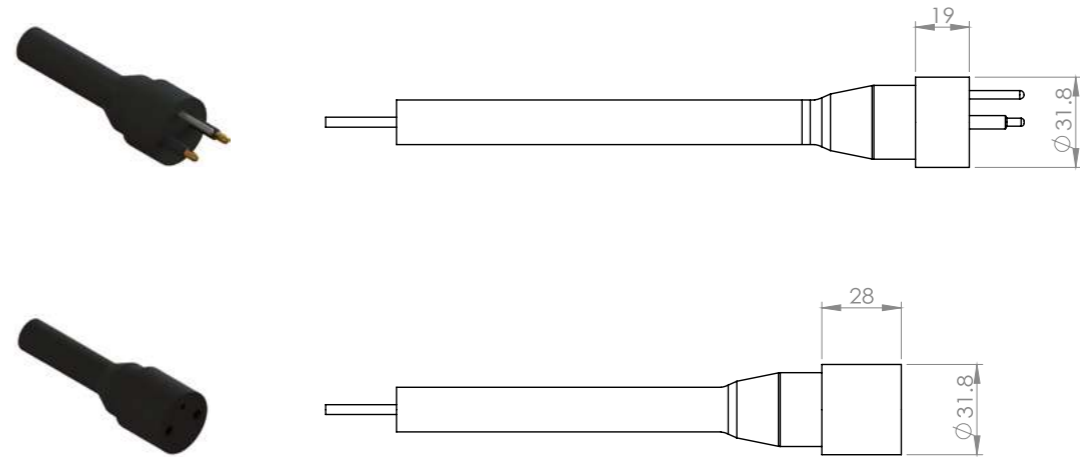
Operation Specification	
Max. voltage	600 V DC
Current rating @contact	25A
Max. current @ contact	50A
Insulation resistance	>200 Mohm
Contact resistance	<0.01 ohm
Depth rating	600 bar
Temperature rating	-40 to 60°C

Material Specification	
Connector body	Chloroprene rubber
Contact	Gold plated brass
Socket	Gold plated Beryllium copper
Location pin	Stainless steel 316
Inline Cable	AWG 10 Neoprene, 60cm

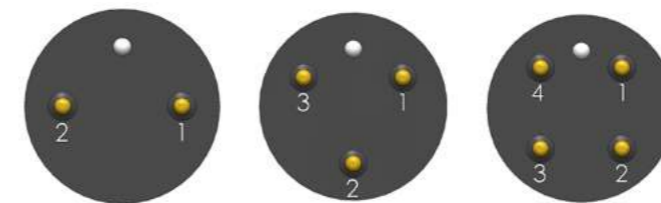
Power Battery_Bulkhead_Male_Contact 2,3,4	
Male (Order No.)	Contact
PBIL02M	2
PBIL03M	3
PBIL04M	4

Power Battery_Inline_Female_Contact 2,3,4	
Female (Order No.)	Contact
PBIL02F	2
PBIL03F	3
PBIL04F	4

*Dimensions in mm, Thread in inches



Face View (Male)



Wiring Color Code

- 1 Black 4 Green
- 2 White
- 3 Red

(3 Conductor code: 1 Black, 2 White, 3 Green)

Power Battery_Dummy Contact 2, 3, 4

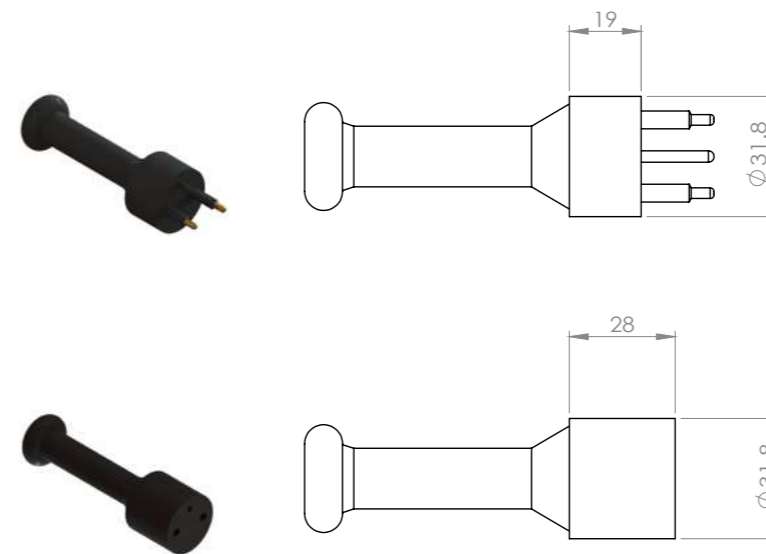


Material Specification	
Connector body	Chloroprene rubber
Contact	Gold plated brass
Location pin	Stainless steel 316

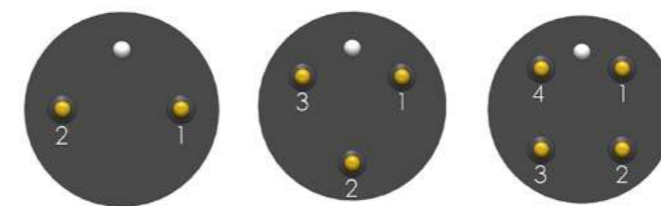
Power Battery_Dummy_Male_Contact 2,3,4	
Male (Order No.)	Contact
PBDC02M	2
PBDC03M	3
PBDC04M	4

Power Battery_Dummy_Female_Contact 2,3,4	
Female (Order No.)	Contact
PBDC02F	2
PBDC03F	3
PBDC04F	4

*Dimensions in mm, Thread in inches



Face View (Male)



Coax 50Ohm

Bulkhead

Inline

Dummy



Coax 50Ohm_Bulkhead Contact 1



Operation Specification								
Max. Voltage		300 V DC						
Video Types Recommended SDI, HD-SDI, 3G-SDI and Composite	Frequency*	0.3 GHz	0.5GHz	1.0 GHz	1.5 HGz	2.0 GHz	2.5 GHz	3.0GHz
	Attenuation*	4.6 dB	6.5dB	10.2 dB	12.3 db	16.3 dB	18.5 dB	20.0 dB
Recommended max. Frequency		3.0 GHz						
Insulation Resistance		>200 Mohm						
Contact Resistance		<0.01 ohm						
Depth Rating		600 bar						
Temperature Rating		-40 to 60°C						

Material Specification	
Connector Body	Chloroprene Rubber
Bulkhead Body	Brass(BR), Stainless steel 316(SS) or Titanium(TI)
Contact	Gold plated brass
Socket	Gold plated brass
Coax Bulkhead Leads	RG316 Coax, 100cm
O - rings	NBR 2-015

*All frequency and attenuation values are based on a 2 bulkhead connectors (50 ohm) with 10m tail.

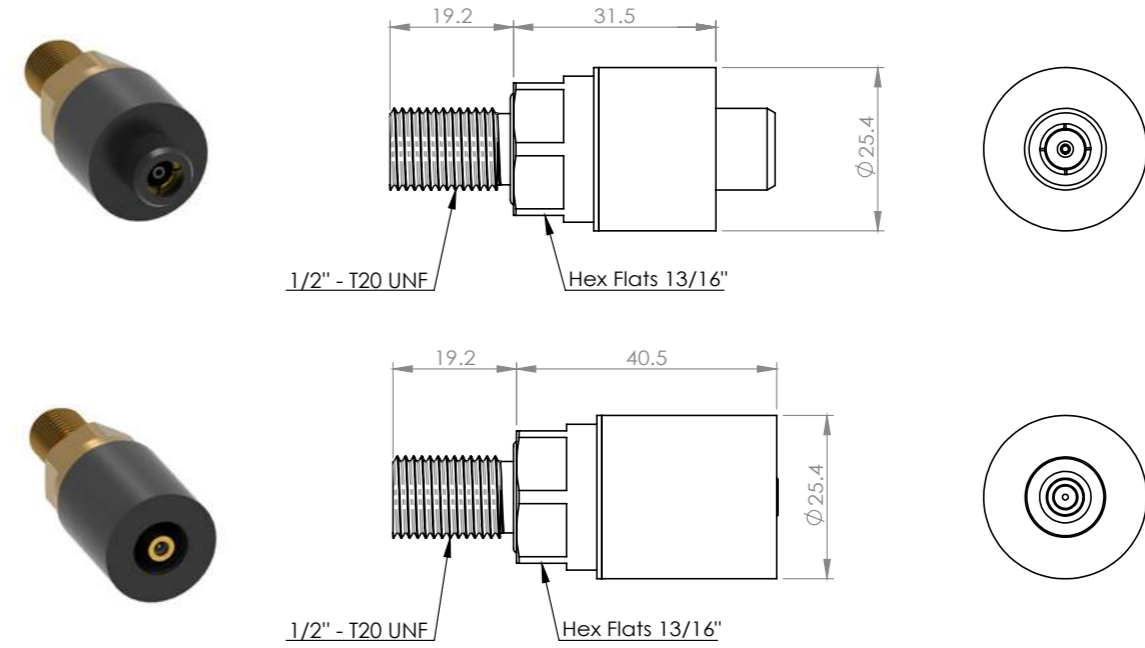
**The connector cannot take open face pressure.

***Locking sleeves are necessary, but grease is recommended.

Coax 50 Ohm_Bulkhead_Male_Contact 1	
Male (Order No.)	Contact
CX50BH01ME	1

Coax 50 Ohm_Bulkhead_Female_Contact 1	
Female (Order No.)	Contact
CX50BH01FE	1

*Dimensions in mm, Thread in inches



Coax 50Ohm_Inline Contact 1



Operation Specification								
Max. Voltage		300 V DC						
Video Types <small>Recommended SDI, HD-SDI, 3G-SDI and Composite</small>	Frequency*	0.3 GHz	0.5GHz	1.0 GHz	1.5 HGz	2.0 GHz	2.5 GHz	3.0GHz
	Attenuation*	4.6 dB	6.5dB	10.2 dB	12.3 db	16.3 dB	18.5 dB	20.0 dB
Recommended max. Frequency		3.0 GHz						
Insulation Resistance		>200 Mohm						
Contact Resistance		<0.01 ohm						
Depth Rating		600 bar						
Temperature Rating		-40 to 60°C						

Material Specification	
Connector Body	Chloroprene Rubber
Contact	Gold plated brass
Socket	Gold plated brass
Coax Inline Cable	HFCX50, 60cm

*All frequency and attenuation values are based on a 2 bulkhead connectors (50 ohm) with 10m tail.

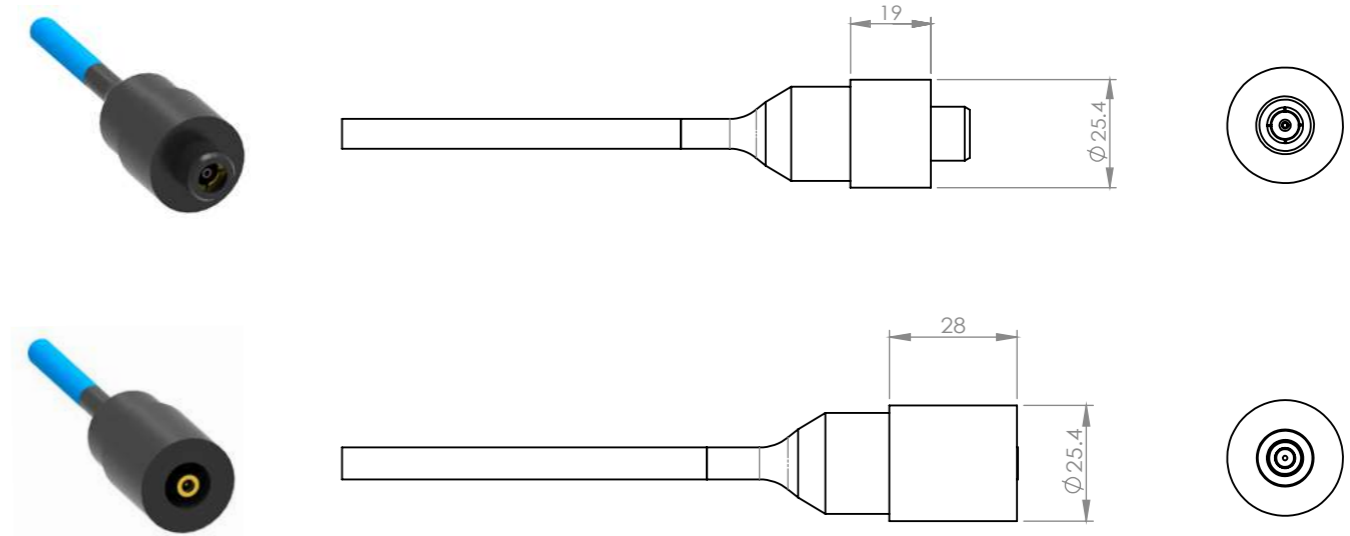
**The connector cannot take open face pressure.

***Locking sleeves are necessary, but grease is recommended.

Coax 50 Ohm Inline_Male_Contact 1	
Male (Order No.)	Contact
CX50IL01M	1

Coax 50 Ohm Inline_Female_Contact 1	
Female (Order No.)	Contact
CX50IL01F	1

*Dimensions in mm, Thread in inches



Coax 50Ohm_Dummy Contact 1

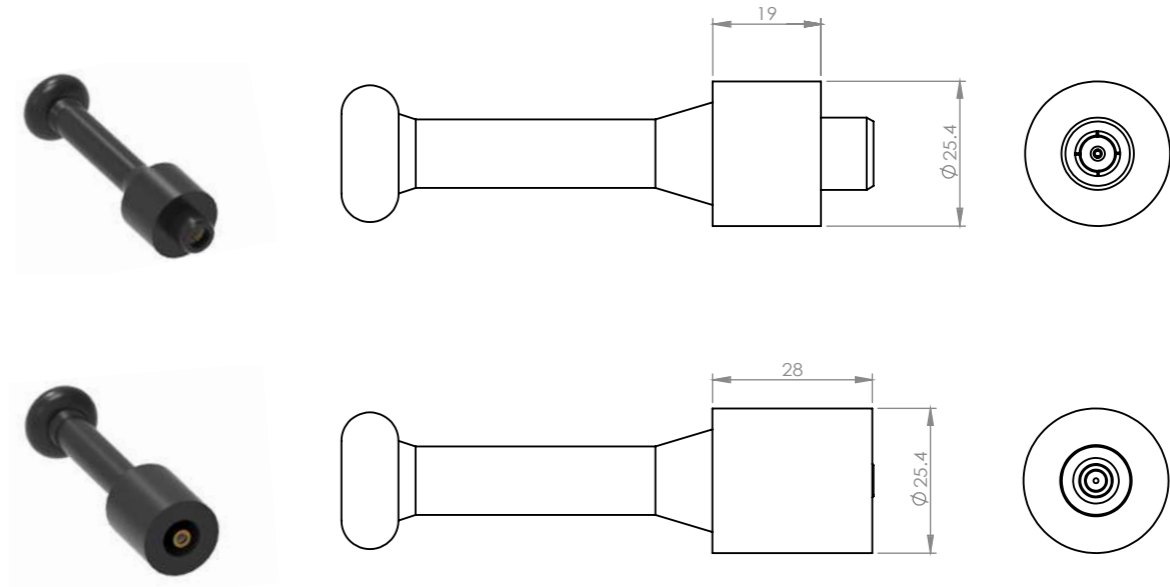


Material Specification	
Connector Body	Chloroprene Rubber
Contact	Gold plated brass
*Locking sleeves are necessary, but grease is recommended.	

Coax 50 Ohm Dummy_Male_Contact 1	
Male (Order No.)	Contact
CX50DC01M	1

Coax 50 Ohm Dummy_Female_Contact 1	
Female (Order No.)	Contact
CX50DC01F	1

*Dimensions in mm, Thread in inches



Rubber Molded

A Inline

G line

K Inline

Dummy A,G,K



Rubber Mold_A Inline Contact 1



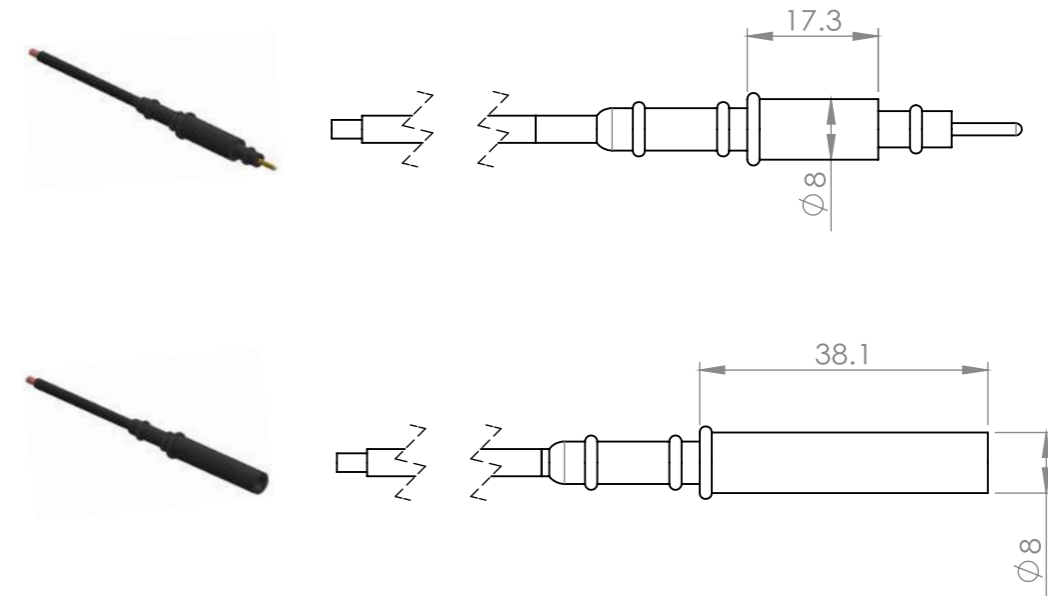
Operation Specification	
Max. voltage	600 V DC
Current rating @contact	5A
Insulation resistance	>200 Mohm
Contact resistance	<0.01 ohm
Depth rating	600 bar
Temperature rating	-40 to 60°C

Material Specification	
Connector body	Chloroprene rubber
Contact	Gold plated brass
Socket	Gold plated Beryllium copper
Inline cable	AWG 18 Neoprene, 60cm

Rubber Molded_A Inline_Male_Contact 1	
Male (Order No.)	Contact
RAIL01M	1

Rubber Molded_A Inline_Female_Contact 1	
Female (Order No.)	Contact
RAIL01F	1

*Dimensions in mm, Thread in inches



Rubber Molded_G Inline Contact 2, 3, 4, 5



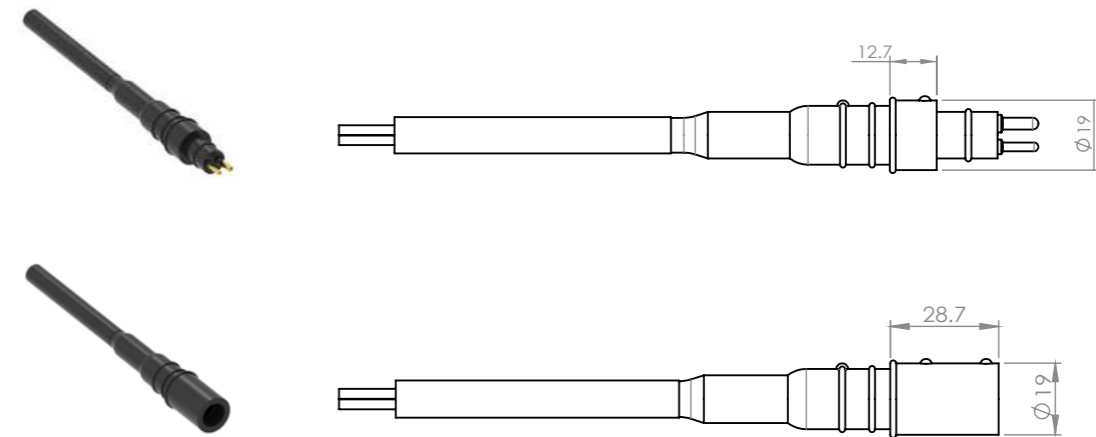
Operation Specification	
Max. voltage	600 V DC
Current rating @contact	5A
Max. current @connector	20A
Insulation resistance	>200 Mohm
Contact resistance	<0.01 ohm
Depth rating	600 bar
Temperature rating	-40 to 60°C

Material Specification	
Connector body	Chloroprene rubber
Contact (male)	Gold plated brass
Socket (female)	Gold plated beryllium copper
Inline cable	AWG 18 Neoprene, 60cm


Rubber Molded_G Inline_Male_Contact 2,3,4	
Male (Order No.)	Contact
RGIL02M	2
RGIL03M	3
RGIL04M	4

Rubber Molded_G Inline_Female_Contact 2,3,4	
Female (Order No.)	Contact
RGIL02F	2
RGIL03F	3
RGIL04F	4

*Dimensions in mm, Thread in inches



Face View (Male)



Wiring Color Code

- 1 Black
- 2 White
- 3 Red
- 4 Green
- 5 Orange

Rubber Molded_K Inline Contact 5



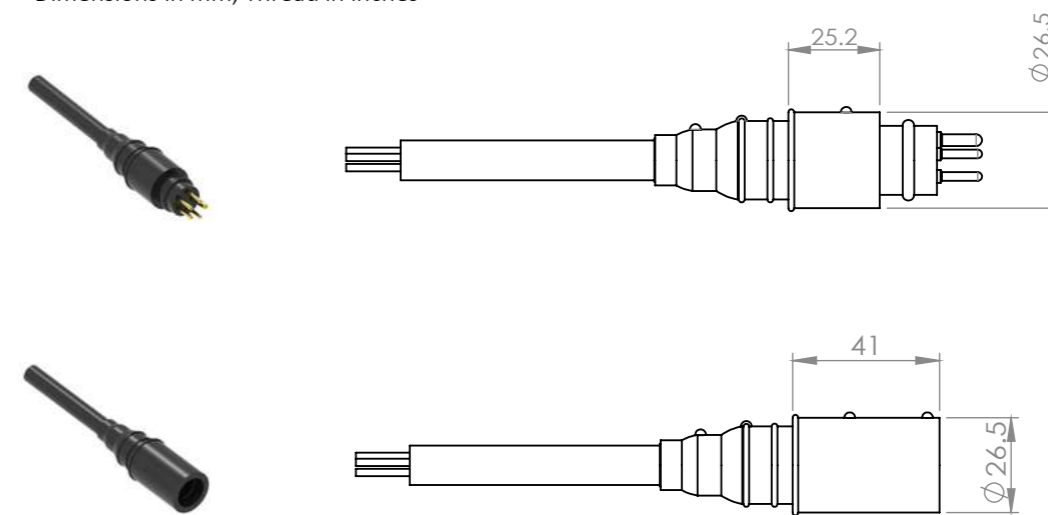
Operation Specification	
Max. voltage	600 V DC
Current rating @contact	10A
Max. current @connector	30A
Insulation resistance	>200 Mohm
Contact resistance	<0.01 ohm
Depth rating	600 bar
Temperature rating	-40 to 60°C

Material Specification	
Connector body	Chloroprene rubber
Contact(male)	Gold plated brass
Socket(female)	Gold plated beryllium copper
Inline cable	AWG 18 Neoprene, 60cm

Rubber Molded Connector_K Inline_Male_Contact 5	
Male (Order No.)	Contact
RKIL05M	5

Rubber Molded Connector_K Inline_Female_Contact 5	
Female (Order No.)	Contact
RKIL05F	5

*Dimensions in mm, Thread in inches



Face View (Male)



Wiring Color Code

- 1 Black
- 2 White
- 3 Red
- 4 Green
- 5 Orange

Rubber Mold_Dummy A,G,K

A - Contact 1 G - Contact 2,3,4,5 K - Contact 5



Material Specification	
Connector body	Chloroprene rubber
Contact (male)	Gold plated brass

Rubber Molded A_Dummy_Male_Contact 1	
Male (Order No.)	Contact
RADC01M	1

Rubber Molded A_Dummy_Female_Contact 1	
Female (Order No.)	Contact
RADC01F	1

Rubber Molded G_Dummy_Male_Contact 2,3,4,5	
Male (Order No.)	Contact
RGDC02M	2
RGDC03M	3
RGDC04M	4
RGDC05M	5


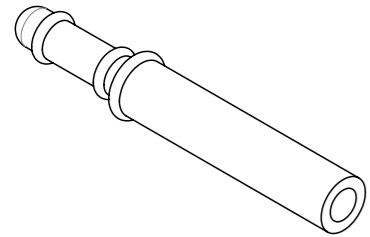
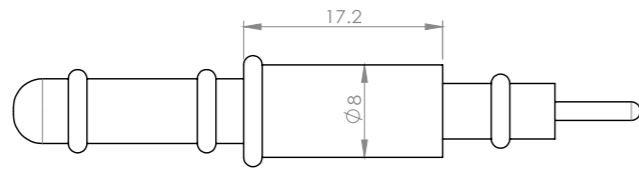
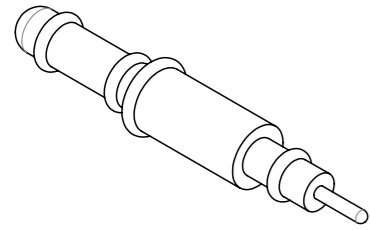
Rubber Molded G_Dummy_Female_Contact 2,3,4,5	
Female (Order No.)	Contact
RGDC02F	2
RGDC03F	3
RGDC04F	4
RGDC05F	5

Rubber Molded K_Dummy_Male_Contact 5	
Male (Order No.)	Contact
RKDC05M	5

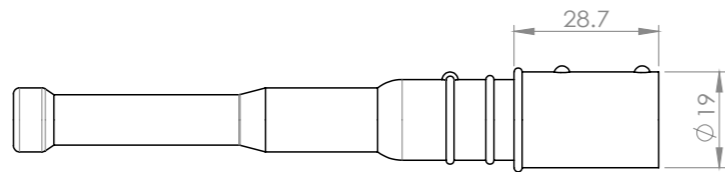
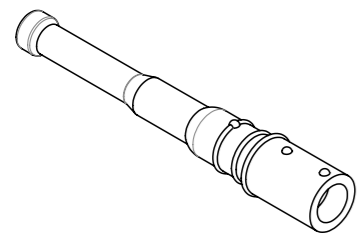
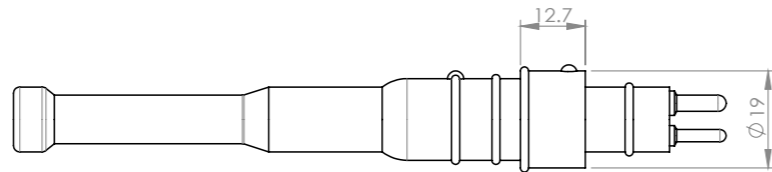
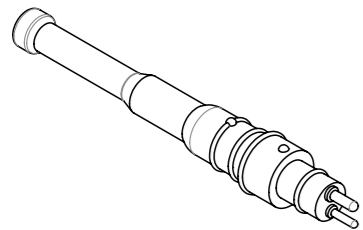
Rubber Molded K_Dummy_Female_Contact 5	
Female (Order No.)	Contact
RKDC05F	5

**Rubber Mold A_Dummy
Contact 1**

*Dimensions in mm, Thread in inches



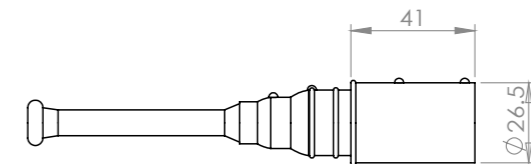
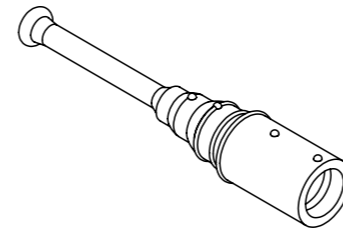
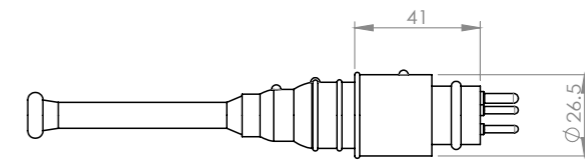
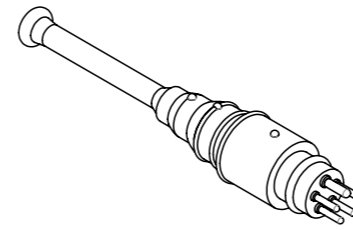
**Rubber Mold G_Dummy
Contact 2, 3, 4, 5**



Face View (Male)



**Rubber Mold K_Dummy
Contact 5**



Face View (Male)




Ethernet

Ethernet


- Standard Circular Bulkhead
- Standard Circular Inline
- Standard Circular Dummy
- Micro Circular Bulkhead
- Micro Circular Inline
- Micro Circular Overmold
- Micro Circular Dummy
- Low Profile Micro Bulkhead
- Low Profile Micro Inline
- Metal Shell 2000 FCR (Flange connector receptable)
- Metal Shell 2000 BCR (Bulkhead connector receptable)

Ethernet Power

- Micro Circular Bulkhead
- Micro Circular Inline
- Micro Circular Overmold
- Micro Circular Dummy
- Low Profile Bulkhead
- Low Profile Inline
- Low Profile Dummy
- Metal Shell 2000 FCR
- Metal Shell 2000 BCR



Ethernet_Standard Circular Bulkhead Contact 8



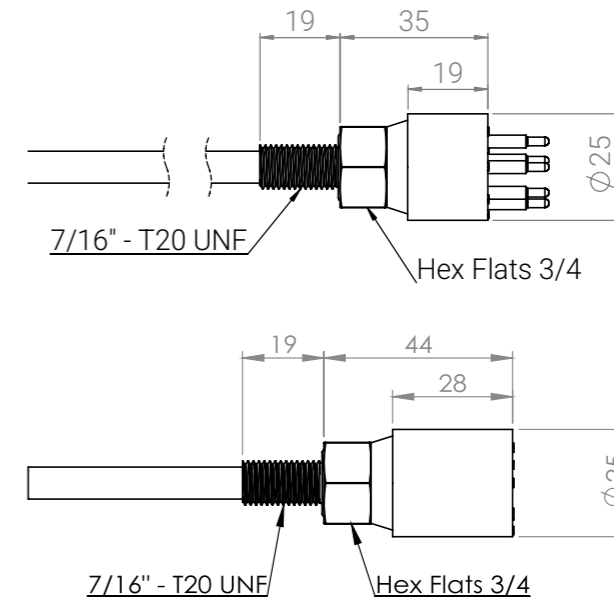
Operation Specification	
Max. voltage	250 V DC
Data rate	>1 Gbit/s
Insulation resistance	>200 Mohm
Contact resistance	<0.01 ohm
Depth rating	600 bar
Temperature rating (water)	-4 to 60°C
Temperature rating (air)	-40 to 60°C

Material Specification	
Connector body	Chloroprene rubber
Bulkhead body	Brass(BR), stainless steel 316(SS), titanium(TI), anodised aluminium(AL), PEEK(PE)
Contact	Gold plated brass
Socket	Gold plated beryllium copper
Bulkhead leads	CAT 5E, 4TWPx24AWG, 100cm
O - rings	NBR 2-014

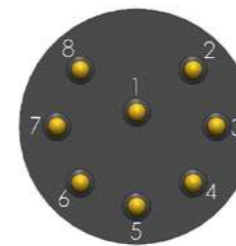
Ethernet_Standard Circular Bulkhead_Male_Contact 8	
Male (Order No.)	Contact
ETSCBH08M	8

Ethernet_Standard Circular Bulkhead_Female_Contact 8	
Female (Order No.)	Contact
ETSCBH08F	8

*Dimensions in mm, Thread in inches



Face View (Male)



Wiring Color Code

- 1-2 Brown, Brown/white
 - 3-4 Blue, Blue/white
 - 5-6 Orange, Orange/white
 - 7-8 Green, Green/white
- (Twisted pairs)

Ethernet_Standard Circular Inline Contact 8



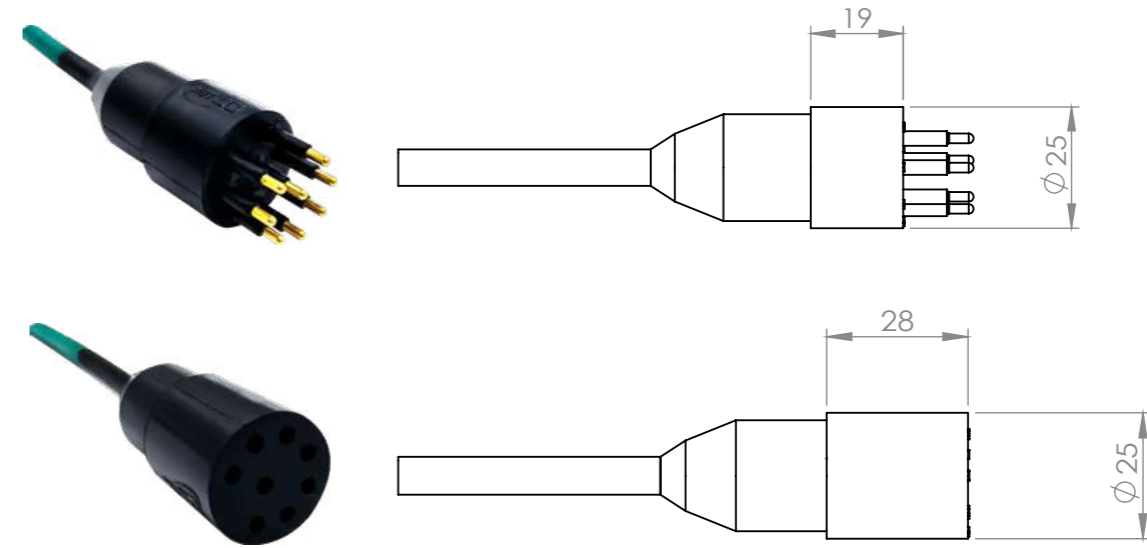
Operation Specification	
Mac. voltage	250 V DC/AC rms
Data rate	>1 Gbit/s
Insulation resistance	>200 Mohm
Contact resistance	<0.01 ohm
Depth rating	600 bar
Temperature rating (water)	-4 to 60°C
Temperature rating (air)	-40 to 60°C

Material Specification	
Connector body	Chloroprene rubber
Contact	Gold plated brass
Socket	Gold plated beryllium copper
Inline cable	CAT 5E, 4TWPx24AWG, 100cm

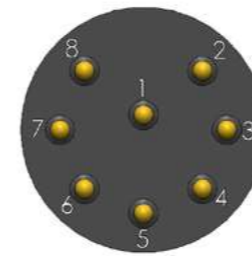
Ethernet_Standard Circular Inline_Male_Contact 8	
Male (Order No.)	Contact
ETSCIL08M	8

Ethernet_Standard Circular Inline_Female_Contact 8	
Female (Order No.)	Contact
ETSCIL08F	8

*Dimensions in mm, Thread in inches



Face View (Male)



Wiring Color Code

- 1-2 Brown, Brown/white
 - 3-4 Blue, Blue/white
 - 5-6 Orange, Orange/white
 - 7-8 Green, Green/white
- (Twisted pairs)

Ethernet_Standard Circular Dummy Contact 8




Material Specification	
Connector body	Chloroprene rubber
Contact	Gold plated brass

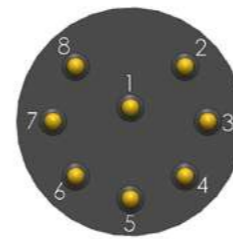
Ethernet_Standard Circular Dummy_Male_Contact 8	
Male (Order No.)	Contact
ETSCDC08M	8

Ethernet_Standard Circular Dummy_Female_Contact 8	
Female (Order No.)	Contact
ETSCDC08F	8

*Dimensions in mm, Thread in inches



Face View (Male)



Ethernet_Micro Circular Bulkhead Contact 8



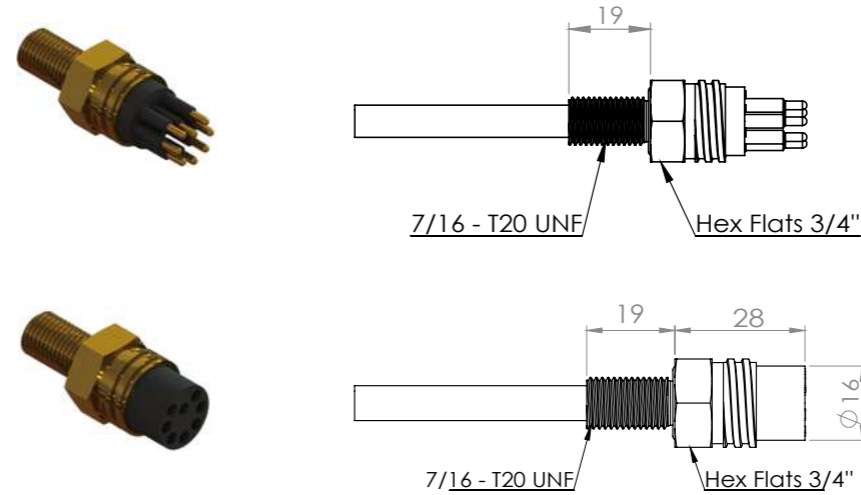
Operation Specification	
Mac. voltage	250 V DC/AC rms
Data rate	>1 Gbit/s
Insulation resistance	>200 Mohm
Contact resistance	<0.01 ohm
Depth rating	600 bar
Temperature rating (water)	-4 to 60°C
Temperature rating (air)	-40 to 60°C

Material Specification	
Connector body	Chloroprene rubber
Bulkhead body	Brass(BR), stainless steel 316(SS), anodized aluminum(AL), titanium(TI), PEEK(PE)
Contact	Gold plated brass
Socket	Gold plated beryllium copper
Bulkhead leads	CAT 5E patch cable, 100cm
O - rings	NBR-2-014

Ethernet_Micro Circular Bulkhead_Male_Contact 8	
Male (Order No.)	Contact
ETMCBH08M	8

Ethernet_Micro Circular Bulkhead_Female_Contact 8	
Female (Order No.)	Contact
ETMCBH08F	8

*Dimensions in mm, Thread in inches




Face View (Male)



Wiring Color Code

- 1-2 Brown, Brown/white
 - 3-4 Blue, Blue/white
 - 5-6 Orange, Orange/white
 - 7-8 Green, Green/white
- (Twisted pairs)

Ethernet_Micro Circular Inline Contact 8



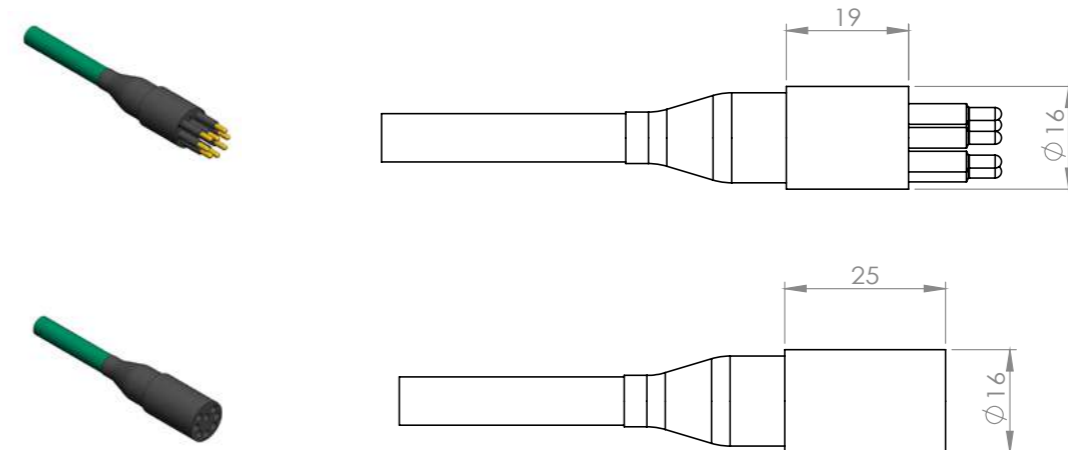
Operation Specification	
Max. voltage	250 V DC
Data rate	>1 Gbit/s
Insulation resistance	>200 Mohm
Contact resistance	<0.01 ohm
Depth rating	600 bar
Temperature rating (water)	-4 to 60°C
Temperature rating (air)	-40 to 60°C

Material Specification	
Connector body	Chloroprene rubber
Contact	Gold plated brass
Socket	Gold plated beryllium copper
Inline cable	4 twist pairs, AWG 24, 100cm

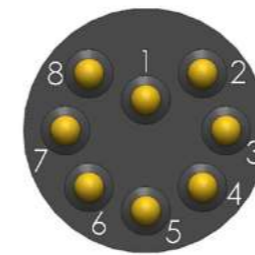
Ethernet_Micro Circular Inline_Male_Contact 8	
Male (Order No.)	Contact
ETMCIL08M	8

Ethernet_Micro Circular Inline_Female_Contact 8	
Female (Order No.)	Contact
ETMCIL08F	8

*Dimensions in mm, Thread in inches




Face View (Male)



Wiring Color Code

- 1-2 Brown, Brown/white
 - 3-4 Blue, Blue/white
 - 5-6 Orange, Orange/white
 - 7-8 Green, Green/white
- (Twisted pairs)

Ethernet_Micro Circular Overmold Contact 8



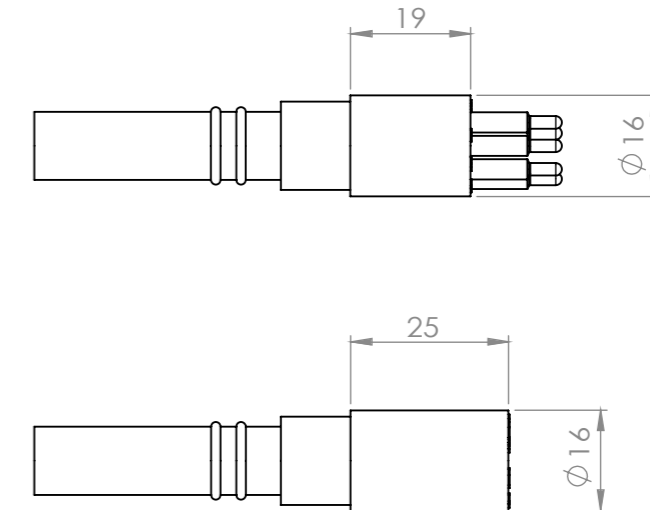
Operation Specification	
Max.voltage	250 V DC
Data rate	>1 Gbit/s
Insulation resistance	>200 Mohm
Contact resistance	<0.01 ohm
Depth rating	600 bar
Temperature rating (water)	-4 to 60°C
Temperature rating (air)	-40 to 60°C

Material Specification	
Connector body	Chloroprene rubber
Contact	Gold plated brass
Socket	Gold plated beryllium copper
OM leads	CAT 5E ,4 twisted pairs, AWG24, 10cm

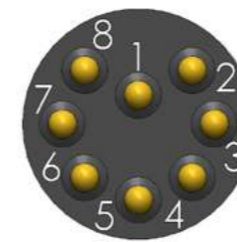
Ethernet_Micro Circular Overmold_Male_Contact 8	
Male (Order No.)	Contact
ETMCOM08M	8

Ethernet_Micro Circular Overmold_Female_Contact 8	
Female (Order No.)	Contact
ETMCOM08F	8

*Dimensions in mm, Thread in inches



Face View (Male)



Wiring Color Code

- 1-2 Brown, Brown/white
 - 3-4 Blue, Blue/white
 - 5-6 Orange, Orange/white
 - 7-8 Green, Green/white
- (Twisted pairs)

Ethernet_Micro Circular Dummy Contact 8

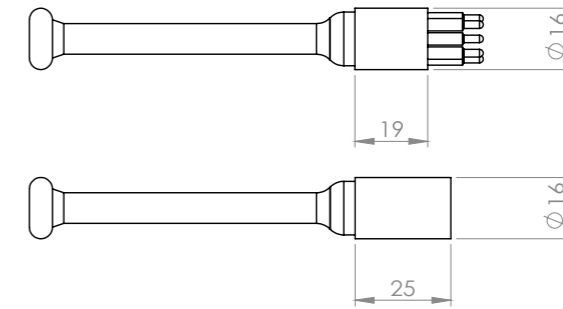


Material Specification	
Connector body	Chloroprene rubber
Contact	Gold plated brass

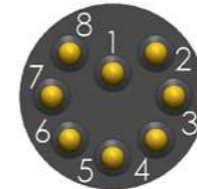
Ethernet_Micro Circular Dummy_Male_Contact 8	
Male (Order No.)	Contact
MCDC08M	8

Ethernet_Micro Circular Dummy_Female_Contact 8	
Female (Order No.)	Contact
MCDC08F	8


*Dimensions in mm, Thread in inches



Face View (Male)



Ethernet_Low Profile Micro Bulkhead Contact 9



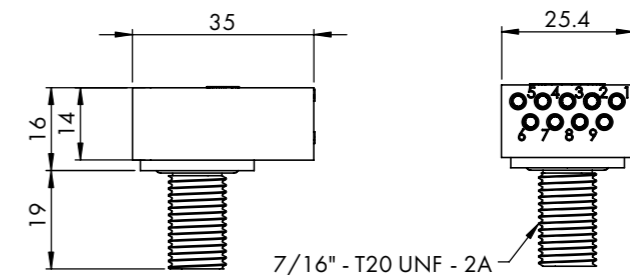
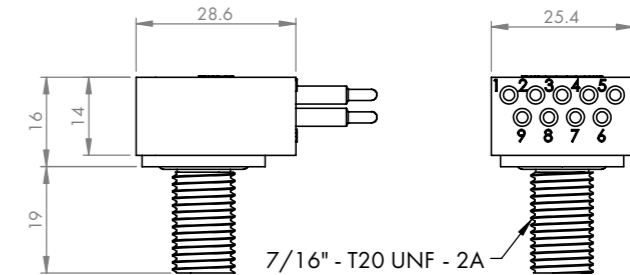

Operation Specification	
Voltage rating	600 V DC/AC rms
Voltage rating on data wire	250 V DC/AC rms
Current rating on power wire	4 A per contact (max 16 A per connector)
Data rate	>1 Gbit/s (up to 75m)
Insulation resistance	>200 Mohm
Contact resistance	<0.01 ohm
Depth rating	600 bar
Temperature rating (water)	-4 to 60°C
Temperature rating (air)	-40 to 60°C

Material Specification	
Connector body	Chloroprene rubber
Contact	Gold plated brass
Socket	Gold plated Beryllium copper
Cable & Wire	Cable : 4 twisted pairs, AWG 24, 100cm Screen : PTFE x 4, AWG 18


Ethernet_Low Profile Micro Bulkhead_Male_Contact 9	
Male (Order No.)	Contact
ETLPMCBH09M	9

Ethernet_Low Profile Micro Bulkhead_Female_Contact 9	
Female (Order No.)	Contact
ETLPMCBH09F	9

*Dimensions in mm, Thread in inches



Face View (Male)




Wiring Color Code

1-2 Brown, Brown/white
3-4 Blue, Blue/white
(Twisted pairs)

5-6 Orange, Orange/white
7-8 Green, Green/white
(Twisted pairs)

9 Screen

Ethernet_Low Profile Micro Inline Contact 9



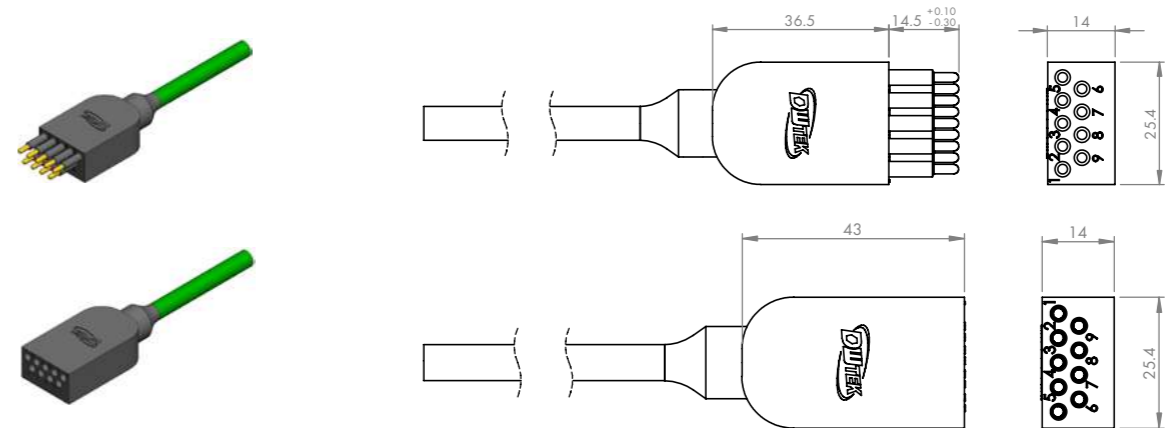
Operation Specification	
Voltage rating	600 V DC/AC rms
Voltage rating on data wire	250 V DC/AC rms
Current rating on power wire	4 A per contact (max 16 A per connector)
Data rate	>1 Gbit/s (up to 75m)
Insulation resistance	>200 Mohm
Contact resistance	<0.01 ohm
Depth rating	600 bar
Temperature rating (water)	-4 to 60°C
Temperature rating (air)	-40 to 60°C

Material Specification	
Connector body	Chloroprene rubber
Contact	Gold plated brass
Socket	Gold plated Beryllium copper
Inline cable	4 twisted pairs, AWG 24, 100cm Power conductors x 4, AWG 18 Screen: tinned copper braid


Ethernet_Low Profile Micro Inline_Male_Contact 9	
Male (Order No.)	Contact
ETLPMCIL09M	9

Ethernet_Low Profile Micro Inline_Female_Contact 9	
Female (Order No.)	Contact
ETLPMCIL09F	9

*Dimensions in mm, Thread in inches




Face View (Male)



Wiring Color Code

1-2 Brown, Brown/white (Twisted pairs) 5-6 Orange, Orange/white (Twisted pairs) 9 Screen
 3-4 Blue, Blue/white (Twisted pairs) 7-8 Green, Green/white (Twisted pairs)

Ethernet_Metal Shell 2000_FCR Contact 8



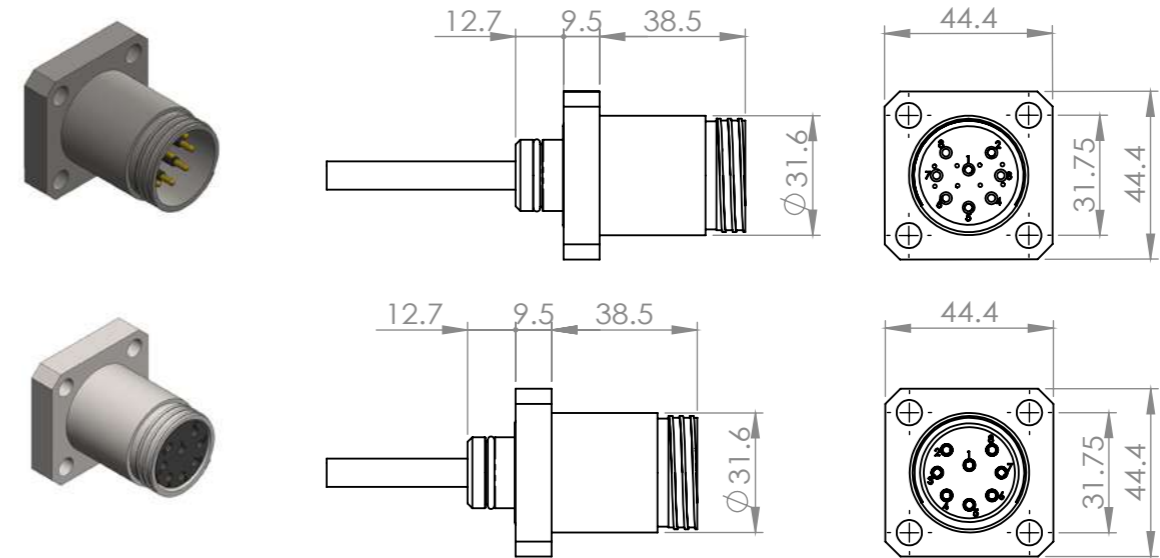
Operation Specification	
Max. voltage	250 V DC
Date rate	>1 Gbit/s
Insulation resistance	>200 Mohm
Contact resistance	<0.01 ohm
Depth rating	600 bar
Temperature rating	-40 to 60°C

Material Specification	
Connector body	Chloroprene rubber
Bulkhead body	Stainless steel 316(SS)
Contact	Gold plated brass
Socket	Gold plated Beryllium Copper
Bulkhead leads	CAT 5 E patch cabel, 100cm
O - rings	NBR 2-119; NBR 2-016


Ethernet Metal Shell 2000_FCR_Male_Contact 8	
Male (Order No.)	Contact
ETMS20FR08MSS	8

Ethernet Metal Shell 2000_FCR_Female_Contact 8	
Female (Order No.)	Contact
ETMS20FR08FSS	8

*Dimensions in mm, Thread in inches



Face View (Male)



Wiring Color Code

- 1-2 Brown, Brown/white
 - 3-4 Blue, Blue/white
 - 5-6 Orange, Orange/white
 - 7-8 Green, Green/white
- (Twisted pairs)

Ethernet_Metal Shell 2000 BCR Contact 8



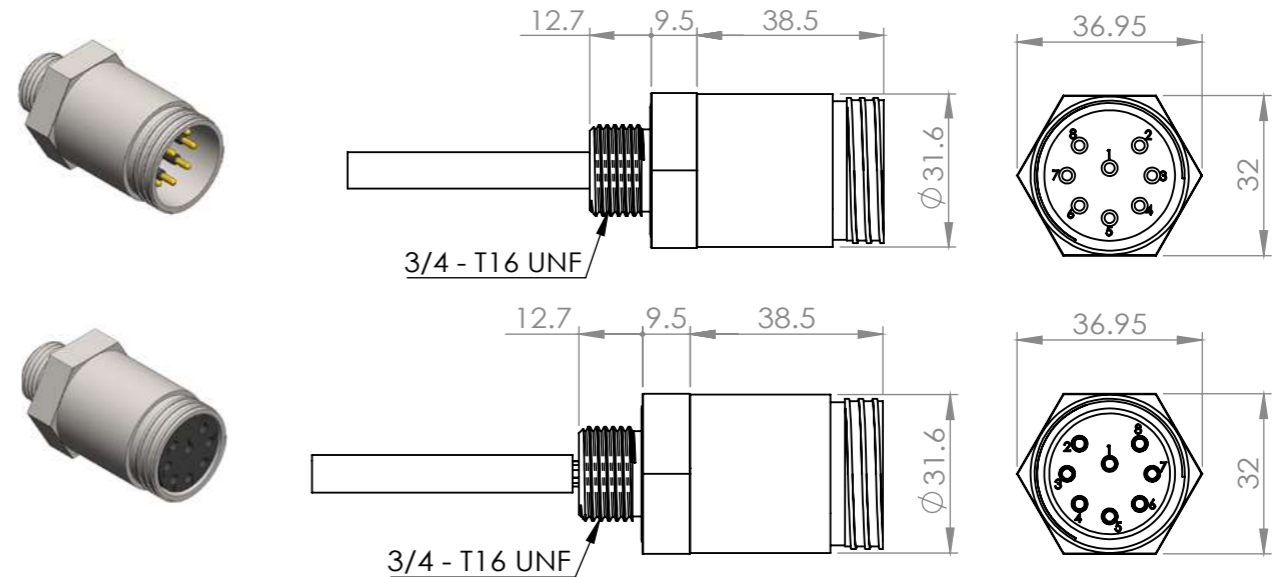
Operation Specification	
Max. voltage	250 V DC
Date rate	>1 Gbit/s
Insulation resistance	>200 Mohm
Contact resistance	<0.01 ohm
Depth rating	600 bar
Temperature rating	-40 to 60°C

Material Specification	
Connector body	Chloroprene rubber
Bulkhead body	stainless steel 316(SS)
Contact	Gold plated brass
Socket	Gold plated Beryllium Copper
Bulkhead leads	CAT 5E patch cable, 100cm
O - rings	NBR 2-021

Ethernet Metal Shell 2000_BCR_Male_Contact 8	
Male (Order No.)	Contact
ETMS20BR08MSS	8

Ethernet Metal Shell 2000_BCR_Female_Contact 8	
Female (Order No.)	Contact
ETMS20BR08FSS	8

*Dimensions in mm, Thread in inches



Face View (Male)



Wiring Color Code

- 1-2 Brown, Brown/white
 - 3-4 Blue, Blue/white
 - 5-6 Orange, Orange/white
 - 7-8 Green, Green/white
- (Twisted pairs)

Ethernet Power_Micro Circular Bulkhead Contact 13



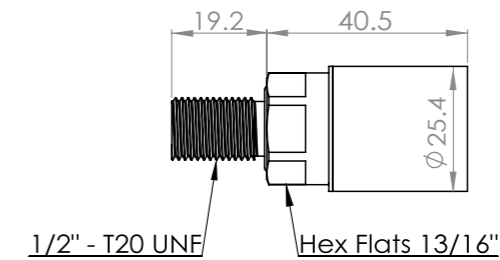
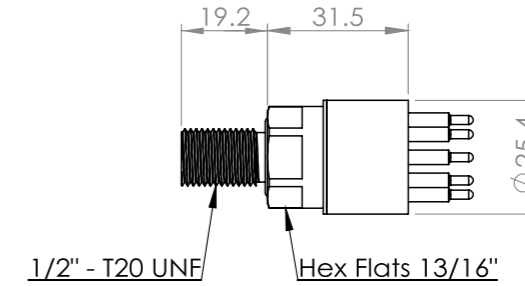
Operation Specification	
Voltage rating	600 V DC/AC rms
Voltage rating on data wire	250 V DC/AC rms
Current rating on power wire	4 A per contact (max 16 A per connector)
Data rate	>1 Gbit/s (up to 75m)
Insulation resistance	>200 Mohm
Contact resistance	<0.01 ohm
Depth rating	600 bar
Temperature rating (water)	-4 to 60°C
Temperature rating (air)	-40 to 60°C

Material Specification	
Connector body	Chloroprene rubber
Bulkhead body	Brass(BR), stainless steel 316(SS), anodized aluminum(AL), titanium(TI), PEEK(PE)
Contact	Gold plated brass
Socket	Gold plated Beryllium copper
Bulkhead lead (100cm)	CAT 5E, 4TWP, AWG24 coloured 5x20AWG wires
O - rings	NBR 2-015


Ethernet Power_Micro Circular Bulkhead_Male_Contact 13	
Male (Order No.)	Contact
ETMCBH13M	13

Ethernet Power_Micro Circular Bulkhead_Female_Contact 13	
Female (Order No.)	Contact
ETMCBH13F	13

*Dimensions in mm, Thread in inches




Face View (Male)



Wiring Color Code

- 1 Black
 - 2 Orange
 - 3 White
 - 4-5 Brown, Brown/white
 - 6-7 Blue, Blue/white
 - 8-9 Orange, Orange/white
 - 10-11 Green, Green/white
 - 12 Red
 - 13 Green
- (Twisted pairs)

Ethernet Power_Micro Circular Inline Contact 13



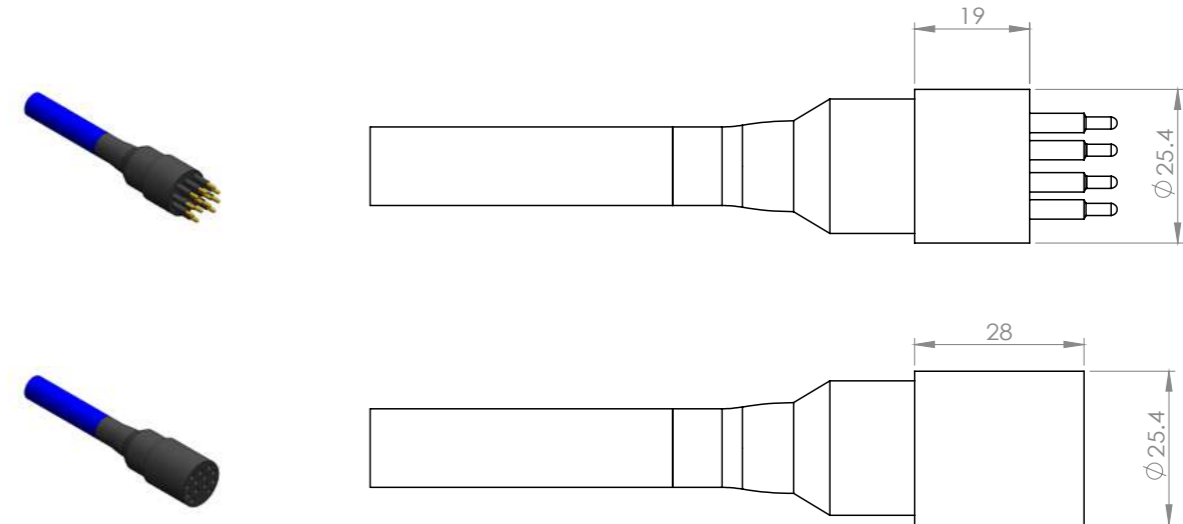
Operation Specification	
Voltage rating	600 V DC/AC rms
Voltage rating on data wire	250 V DC/AC rms
Current rating on power wire	4 A per contact (max 16 A per connector)
Data rate	>1 Gbit/s (up to 75m)
Insulation resistance	>200 Mohm
Contact resistance	<0.01 ohm
Depth rating	600 bar
Temperature rating (water)	-4 to 60°C
Temperature rating (air)	-40 to 60°C

Material Specification	
Connector body	Chloroprene rubber
Contact	Gold plated brass
Socket	Gold plated beryllium copper
Inline cable	4 twisted pairs, AWG 24, 100cm Power conductors x 4, AWG 18 Screen: tinned copper braid


Ethernet Power_Micro Circular Inline_Male_Contact 13	
Male (Order No.)	Contact
ETMCIL13M	13

Ethernet Power_Micro Circular Inline_Female_Contact 13	
Female (Order No.)	Contact
ETMCIL13F	13

*Dimensions in mm, Thread in inches




Face View (Male)



Wiring Color Code

- 1 Black
 - 2 Screen
 - 3 White
 - 4-5 Brown, Brown/white
 - 6-7 Blue, Blue/white
 - 8-9 Orange, Orange/white
 - 10-11 Green, Green/white
 - 12 Red
 - 13 Green
- (Twisted pairs)

Ethernet Power_Micro Circular Overmold Contact 13




Operation Specification	
Voltage rating	600 V DC/AC rms
Voltage rating on data wire	250 V DC/AC rms
Current rating on power wire	4A per contact(max 16 A per connector)
Data rate	>1 Gbit/s (up to 75m)
Insulation resistance	>200 Mohm
Contact resistance	<0.01 ohm
Depth rating	600 bar
Temperature rating (water)	-4 to 60°C
Temperature rating (air)	-40 to 60°C

Material Specification	
Connector body	Chloroprene rubber
OM body	Brass
Contact	Gold plated brass
Socket	Gold plated Beryllium copper
OM leads(10cm)	CAT 5E, 4TWP, AWG24 coloured 5x20AWG wires


Ethernet Power_Micro Circular Overmold_Male_Contact 13	
Male (Order No.)	Contact
ETMCOM13M	13

Ethernet Power_Micro Circular Overmold_Female_Contact 13	
Female (Order No.)	Contact
ETMCOM13F	13

*Dimensions in mm, Thread in inches



Face View (Male)



Wiring Color Code

- 1 Black
 - 2 Orange
 - 3 White
 - 4-5 Brown, Brown/white
 - 6-7 Blue, Blue/white
 - 8-9 Orange, Orange/white
 - 10-11 Green, Green/white
 - 12 Red
 - 13 Green
- (Twisted pairs)

Ethernet Power_Micro Circular Dummy Contact 13

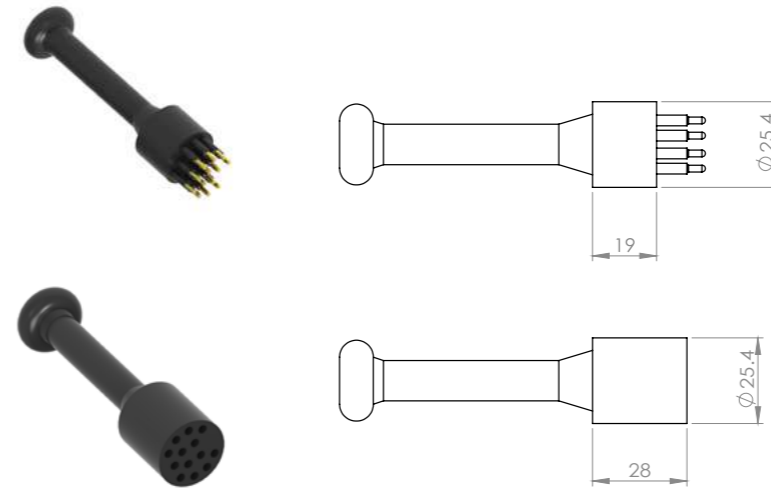


Material Specification	
Connector body	Chloroprene rubber
Contact	Gold plated brass


Ethernet Power_Micro Circular Dummy_Male_Contact 13	
Male (Order No.)	Contact
ETMCDC13M	13

Ethernet Power_Micro Circular Dummy_Female_Contact 13	
Female (Order No.)	Contact
ETMCDC13F	13


*Dimensions in mm, Thread in inches



Face View (Male)



Ethernet Power_Low Profile Bulkhead Contact 13



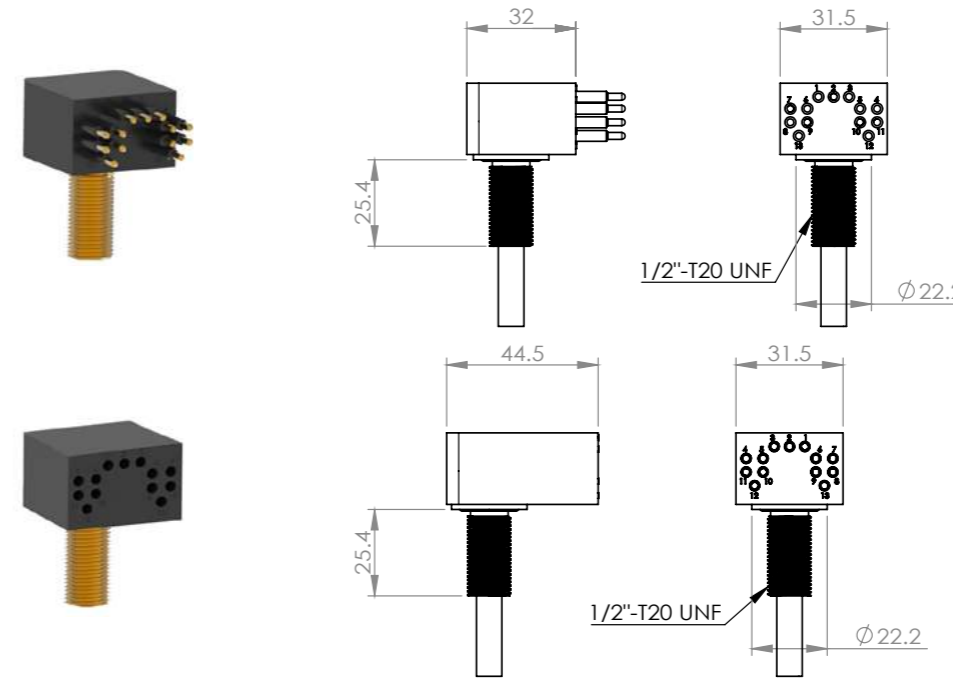
Operation Specification	
Voltage rating	600 V DC/AC rms
Voltage rating on data wire	250 V DC/AC rms
Current rating on power wire	4 A per contact (max 16A per connector)
Data rate	>1 Gbit/s (up to 75m)
Insulation resistance	>200 Mohm
Contact resistance	<0.01 ohm
Depth rating	600 bar
Temperature rating (water)	-4 to 60°C
Temperature rating (air)	-40 to 60°C

Material Specification	
Connector body	Chloroprene rubber
Bulkhead body	Brass(BR), stainless steel 316(SS), titanium(TI)
Contact	Gold plated brass
Socket	Gold plated Beryllium copper
Bulkhead leads (100cm)	CAT 5E, 4TWP, AWG24 coloured 5x20AWG wires
O - rings	NBR 2-015


Ethernet Power_Low Profile Bulkhead_Male_Contact 13	
Male (Order No.)	Contact
ETLPBH13M	13

Ethernet Power_Low Profile Bulkhead_Female_Contact 13	
Female (Order No.)	Contact
ETLPBH13F	13

*Dimensions in mm, Thread in inches




Face View (Male)



Wiring Color Code

- 1 Black
 - 2 Orange
 - 3 White
 - 4-5 Brown, Brown/white
 - 6-7 Blue, Blue/white
 - 8-9 Orange, Orange/white
 - 10-11 Green, Green/white
 - 12 Red
 - 13 Green
- (Twisted pairs)

Ethernet Power_Low Profile Inline Contact 13



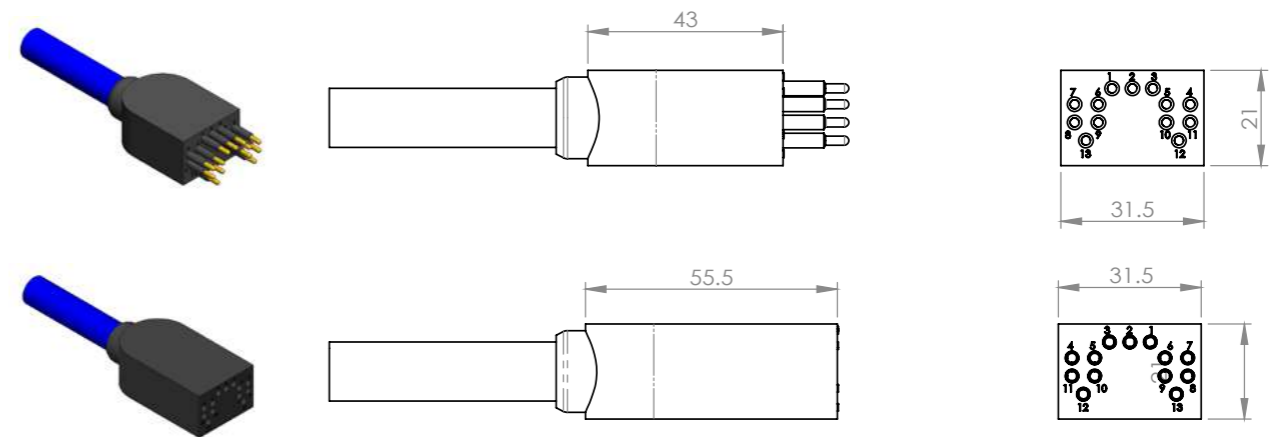
Operation Specification	
Voltage rating	600 V DC/AC rms
Voltage rating on data wire	250 V DC/AC rms
Data rate	>1 Gbit/s (up to 75m)
Insulation resistance	>200 Mohm
Contact resistance	<0.01 ohm
Depth rating	600 bar
Temperature rating (water)	-4 to 60°C
Temperature rating (air)	-40 to 60°C

Material Specification	
Connector body	Chloroprene rubber
Contact	Gold plated brass
Socket	Gold plated beryllium copper
Inline cable	4 twist pairs, AWG 24,100cm Power conductors x 4, AWG 18 Screen: Tinned copper braid

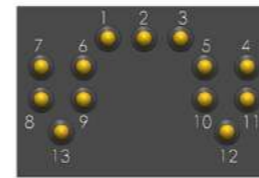
Ethernet Power_Low Profile Inline_Male_Contact 13	
Male (Order No.)	Contact
ETLPIL13M	13

Ethernet Power_Low Profile Inline_Female_Contact 13	
Female (Order No.)	Contact
ETLPIL13F	13

*Dimensions in mm, Thread in inches




Face View (Male)



Wiring Color Code

- | | | |
|----------|--------------------------|----------|
| 1 Black | 4-5 Brown, Brown/white | 12 Red |
| 2 Screen | 6-7 Blue, Blue/white | 13 Green |
| 3 White | 8-9 Orange, Orange/white | |
| | 10-11 Green, Green/white | |
| | (Twisted pairs) | |

Ethernet Power_Low Profile Dummy Contact 13

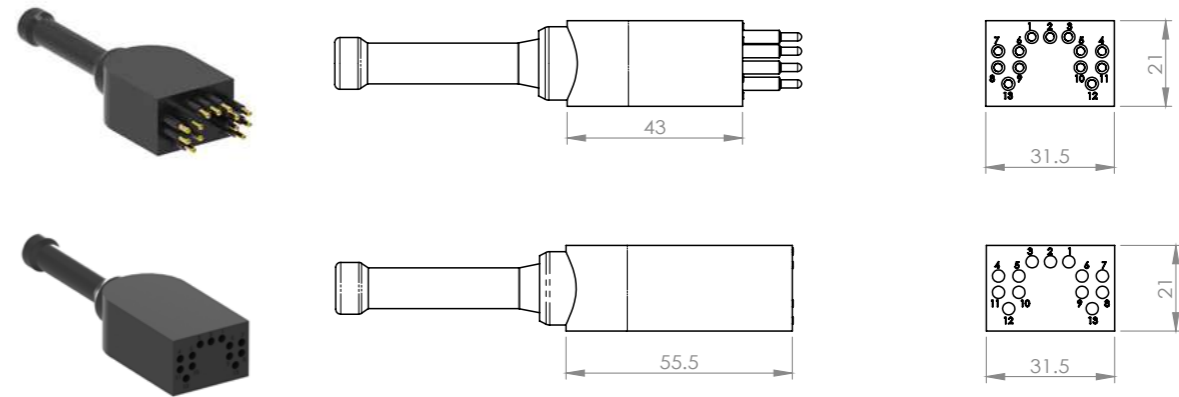


Material Specification	
Connector body	Chloroprene rubber
Contact	Gold plated brass

Ethernet Power_Low Profile Dummy_Male_Contact 13	
Male (Order No.)	Contact
ETLPDC13M	13

Ethernet Power_Low Profile Dummy_Female_Contact 13	
Female (Order No.)	Contact
ETLPDC13F	13


*Dimensions in mm, Thread in inches



Face View (Male)



Ethernet Power_Metal Shell 2000 FCR Contact 13



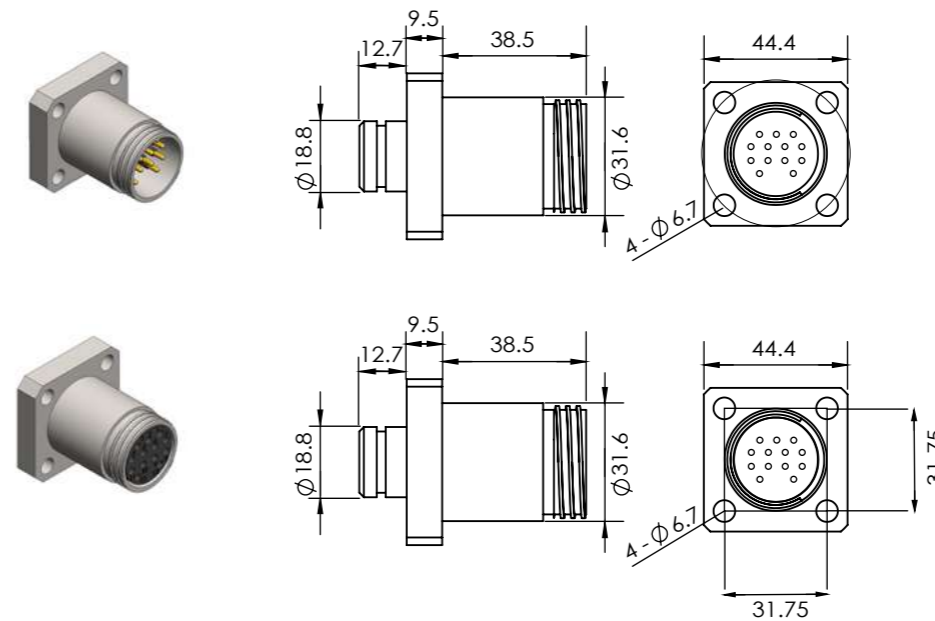
Operation Specification	
Voltage rating	600 V DC/AC rms
Voltage rating on data wire	250 V DC/AC rms
Current rating on power wire	4 A per contact (max 16 A per connector)
Data rate	>1 Gbit/s (up to 75m)
Insulation resistance	>200 Mohm
Contact resistance	<0.01 ohm
Depth rating	600 bar
Temperature rating (water)	-4 to 60°C
Temperature rating (air)	-40 to 60°C

Material Specification	
Connector body	Chloroprene rubber
Bulkhead body	Stainless steel 316(SS)
Contact	Gold plated brass
Socket	Gold plated Beryllium copper
Bulkhead leads (100 cm)	CAT 5E, 4TWP, AWG24 coloured 5x20AWG wires
O - rings	NBR 2-016, NBR 2-119

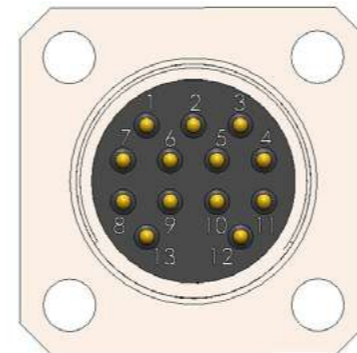
Ethernet_Metal Shell 2000 FCR_Male_Contact 13	
Male (Order No.)	Contact
ETMSFR13MSS	13

Ethernet_Metal Shell 2000 FCR_Female_Contact 13	
Female (Order No.)	Contact
ETMSFR13FSS	13

*Dimensions in mm, Thread in inches



Face View (Male)



Wiring Color Code

- | | | |
|----------|--------------------------|----------|
| 1 Black | 4-5 Brown, Brown/white | 12 Red |
| 2 Orange | 6-7 Blue, Blue/white | 13 Green |
| 3 White | 8-9 Orange, Orange/white | |
| | 10-11 Green, Green/white | |
- (Twisted pairs)

Ethernet Power_Metal Shell 2000 BCR Contact 13



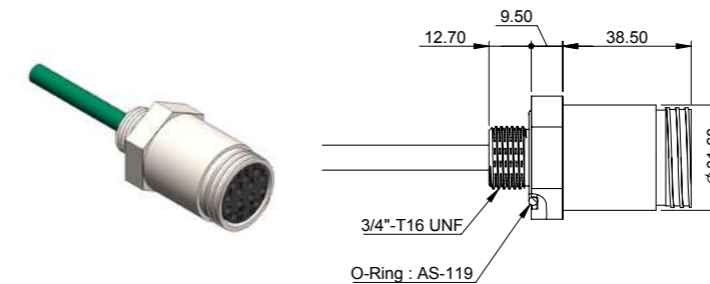
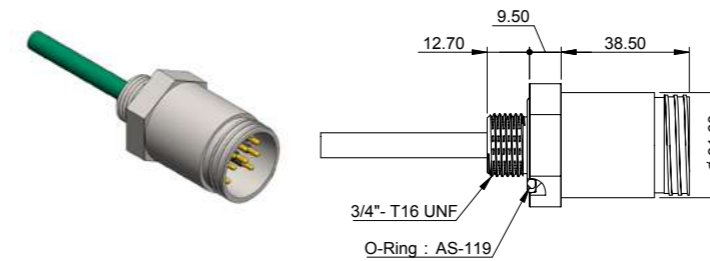
Operation Specification	
Voltage rating	600 V DC/AC rms
Voltage rating on data wire	250 V DC/AC rms
Current rating on power wire	4 A per contact (max 16 A per connector)
Data rate	>1 Gbit/s (up to 75m)
Insulation resistance	>200 Mohm
Contact resistance	<0.01 ohm
Depth rating	600 bar
Temperature rating (water)	-4 to 60°C
Temperature rating (air)	-40 to 60°C

Material Specification	
Connector body	Chloroprene rubber
Bulkhead body	Stainless steel 316(SS)
Contact	Gold plated brass
Socket	Gold plated Beryllium copper
Bulkhead leads (100 cm)	CAT 5E, 4TWP, AWG24 coloured 5x20AWG wires
O - rings	NBR 2-119

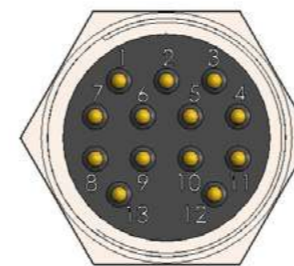
Ethernet_Metal Shell 2000 BCR_Male_Contact 13	
Male (Order No.)	Contact
ETMSBR13MSS	13

Ethernet_Metal Shell 2000 BCR_Female_Contact 13	
Female (Order No.)	Contact
ETMSBR13FSS	13

*Dimensions in mm, Thread in inches



Face View (Male)



Wiring Color Code

- 1 Black
 - 2 Orange
 - 3 White
 - 4-5 Brown, Brown/white
 - 6-7 Blue, Blue/white
 - 8-9 Orange, Orange/white
 - 10-11 Green, Green/white
 - 12 Red
 - 13 Green
- (Twisted pairs)

IE08

Bulkhead

Inline

Dummy



IE08_Bulkhead

Contact 4 Pin (8 Contacts)



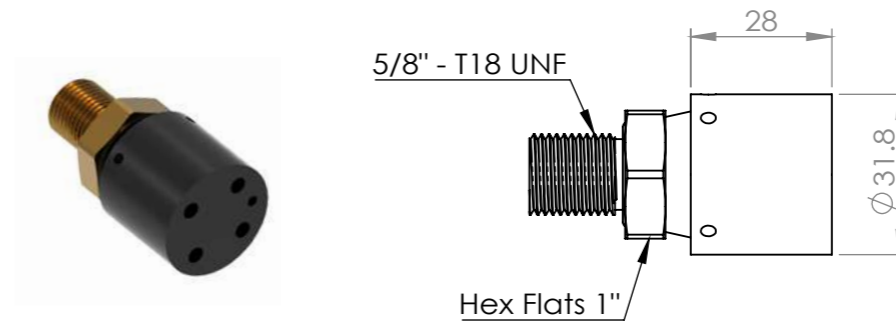
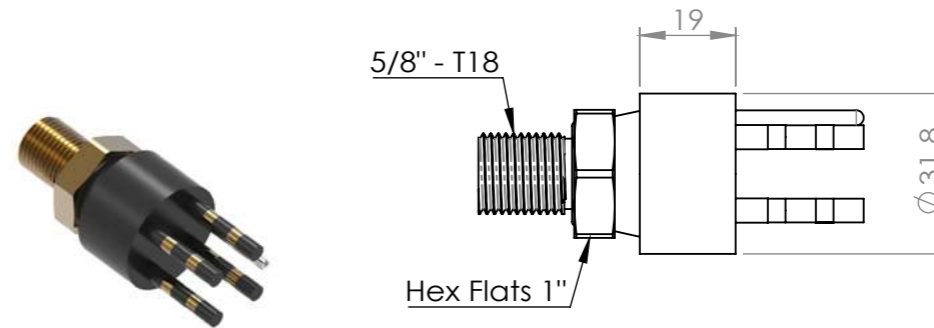
Operation Specification	
Max. voltage	300 V DC
Current rating @contact	7A
Max. current @connector	50A
Insulation resistance	>200 Mohm
Contact resistance	<0.01 ohm
Depth rating	600 bar
Temperature rating	-40 to 60 °C

Material Specification	
Connector body	Chloroprene rubber
Bulkhead body	Brass(BR)
Contact	Brass
Socket	Beryllium copper
Location pin	Stainless steel 316
Bulkhead leads	AWG 18 PTFE, 30cm
O - rings	NBR 2-017

IE08_Bulkhead_Male_Contact 4	
Male (Order No.)	Contact
IE08BH04M	4PIN (8 Contacts)

IE08_Bulkhead_Female_Contact 4	
Female (Order No.)	Contact
IE08BH04F	4PIN (8 Contacts)

*Dimensions in mm, Thread in inches



Face View (Male)



Wiring Color Code

- | | | |
|---------|----------|---------------|
| 1 Black | 4 Green | 7 White/black |
| 2 White | 5 Orange | 8 Red/black |
| 3 Red | 6 Blue | |

IE08 Inline

Contact 4 Pin (8 Contacts)



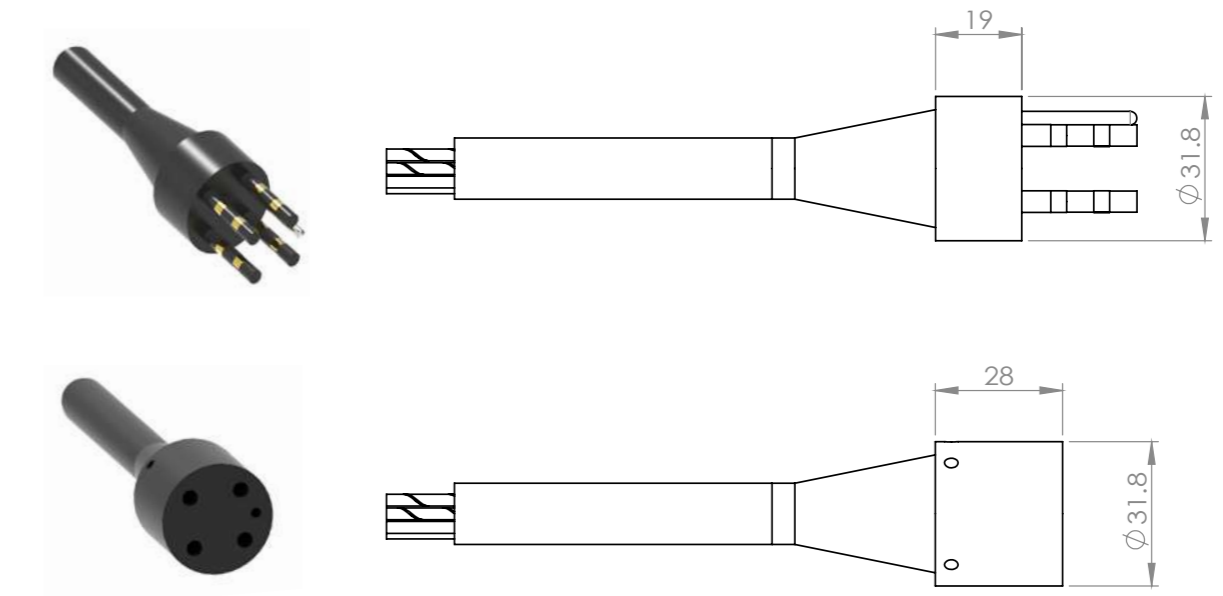
Operation Specification	
Max. voltage	300 V DC
Current rating @contact	7A
Max. current @connector	50A
Insulation resistance	>200 Mohm
Contact resistance	<0.01 ohm
Depth rating	600 bar
Temperature rating	-40 to 60 °C

Material Specification	
Connector body	Chloroprene rubber
Contact	brass
Socket	Beryllium copper
Location pin	Stainless steel 316
Inline cable	AWG 18 Neoprene, 60cm

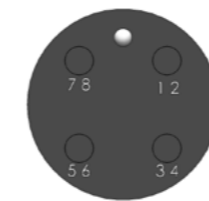
IE08 Inline_Male_Contact 4	
Male (Order No.)	Contact
IE08IL04M	4PIN (8 Contacts)

IE08 Inline_Female_Contact 4	
Female (Order No.)	Contact
IE08IL04F	4PIN (8 Contacts)

*Dimensions in mm, Thread in inches



Face View (Male)



Wiring Color Code

- 1 Black
- 2 White
- 3 Red
- 4 Green
- 5 Orange
- 6 Blue
- 7 White/black
- 8 Red/black

IE08_Dummy Contact 4 Pin (8 Contacts)

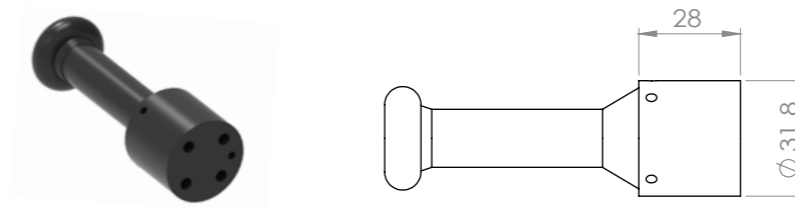
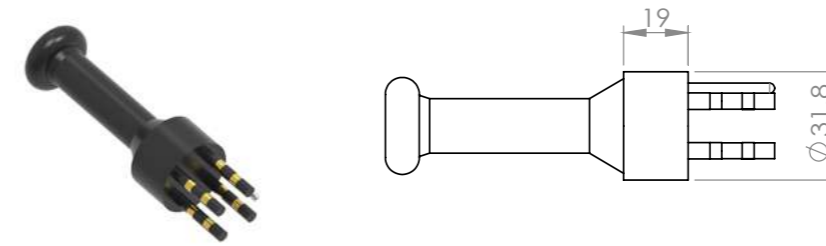


Material Specification	
Connector body	Chloroprene rubber
Contact	brass
Location pin	Stainless steel

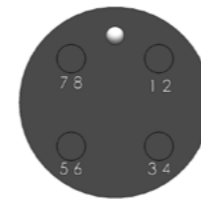
IE08_Dummy_Male_Contact 4	
Male (Order No.)	Contact
IE08DC04M	4PIN (8 Contacts)

IE08_Dummy_Female_Contact 4	
Female (Order No.)	Contact
IE08DC04F	4PIN (8 Contacts)

*Dimensions in mm, Thread in inches



Face View (Male)



IE55

BCR (Bulkhead connector receptable)

CCP (Cable connector plug)

Dummy



IE55_BCR

Contact 2, 3, 4, 6

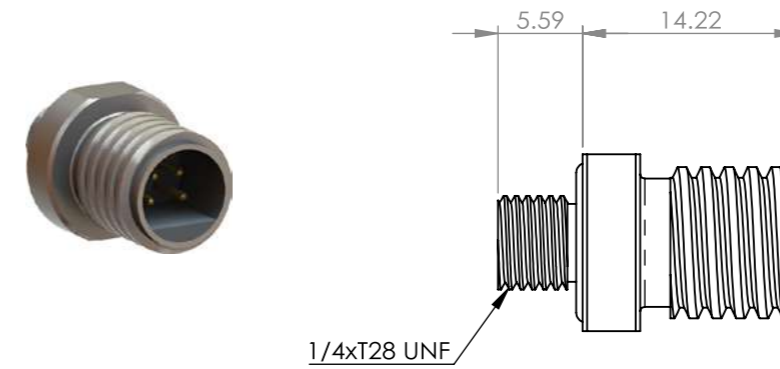


Operation Specification	
Max. voltage	300 V DC
Current rating @contact	3A
Max. current @connector	12A
Insulation resistance	>200 Mohm
Contact resistance	<0.01 ohm
Depth rating	600 bar
Temperature rating	-40 to 60 °C

Material Specification	
Bulkhead body	Titanium
Contact	Gold plated brass
Bulkhead leads	2,3 contacts: AWG 22 PTFE, 15cm
	4,6 contacts: AWG 24 PTFE, 15cm
O - rings	NBR 5-712

IE55_BCR_Contact 2,3,4,6	
Male (Order No.)	Contact
MS55BR02M	2
MS55BR03M	3
MS55BR04M	4
MS55BR06M	6

*Dimensions in mm, Thread in inches




Face View (Male)



IE55_CCP

Contact 2, 3, 4, 6

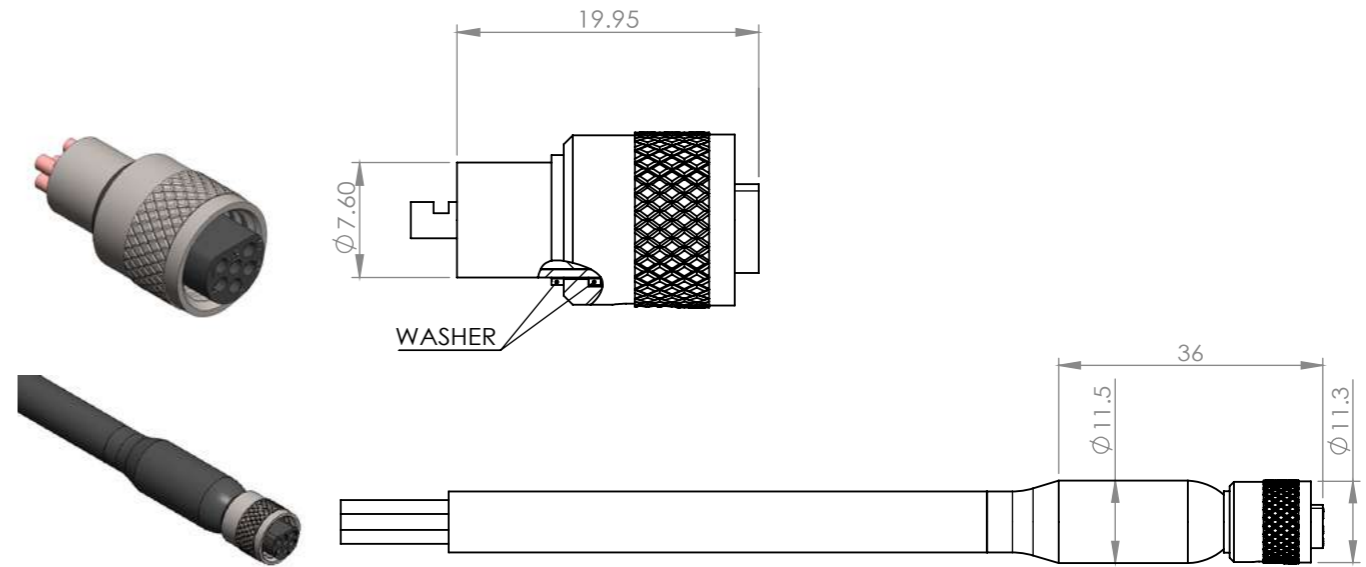


Operation Specification	
Max. voltage	300 V DC
Current rating @contact	3A
Max. current @connector	12A
Insulation resistance	>200 Mohm
Contact resistance	<0.01 ohm
Depth rating	600 bar
Temperature rating	-40 to 60 °C

Material Specification	
Connector body	Chloroprene rubber
CCP body	Titanium
Socket	Gold plated Beryllium copper
Locking sleeve	Titanium
Snap ring	POM
CCP Cable	AWG 20 EPDM, 60cm

IE55_CCP_Contact 2,3,4,6	
Female (Order No.)	Contact
MS55CP02F	2
MS55CP03F	3
MS55CP04F	4
MS55CP06F	6

*Dimensions in mm, Thread in inches



Face View (Female)



Wiring Color Code

- 1 Black
- 2 White
- 3 Red
- 4 Green
- 5 Blue
- 6 Brown

IE55_Dummy Contact 2, 3, 4, 6

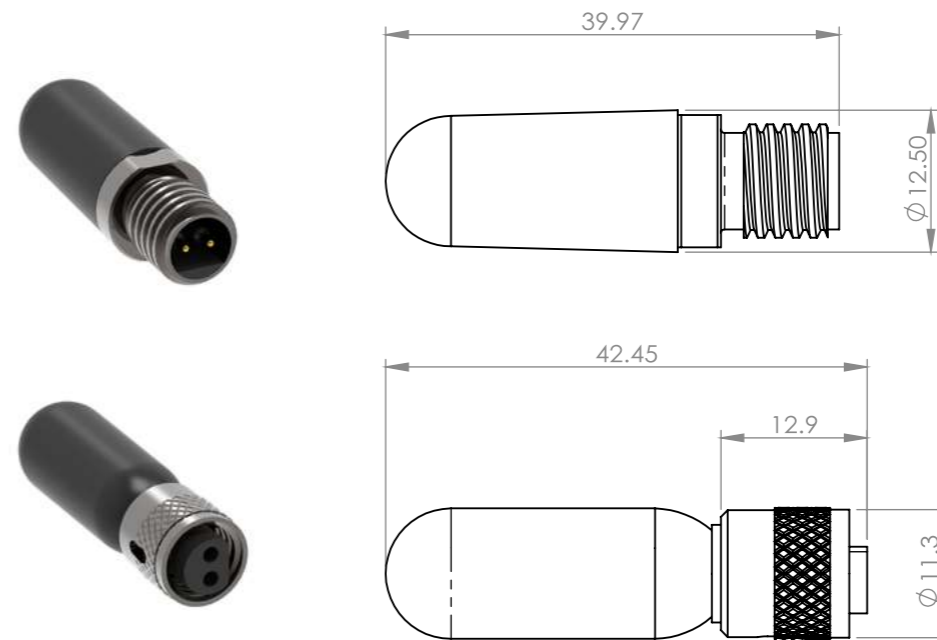


Material Specification	
Connector body	Chloroprene rubber
Bulkhead body	Titanium
CCP body	Titanium
Contact	Gold plated brass
Socket	Gold plated Beryllium
Locking sleeve	Titanium

IE55_Dummy_Male_Contact 2,3,4,6	
Male (Order No.)	Contact
MS55DC02M	2
MS55DC03M	3
MS55DC04M	4
MS55DC06M	6

IE55_Dummy_Female_Contact 2,3,4,6	
Female (Order No.)	Contact
MS55DC02F	2
MS55DC03F	3
MS55DC04F	4
MS55DC06F	6

*Dimensions in mm, Thread in inches



Face View (Male)




Wet Metal Shell

1500 FCR (Flange connector receptable)

1500 BCR (Bulkhead connector receptable)

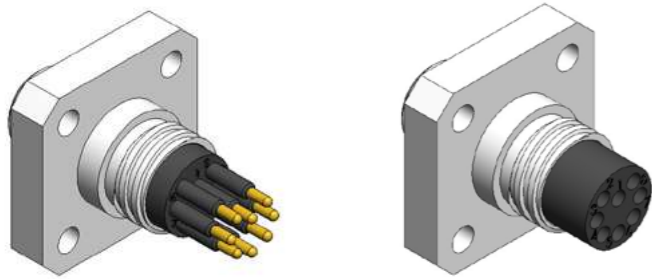
2000 FCR

2000 BCR



Metal Shell 1500_FCR

Contact 2, 3, 4, 5, 6, 8



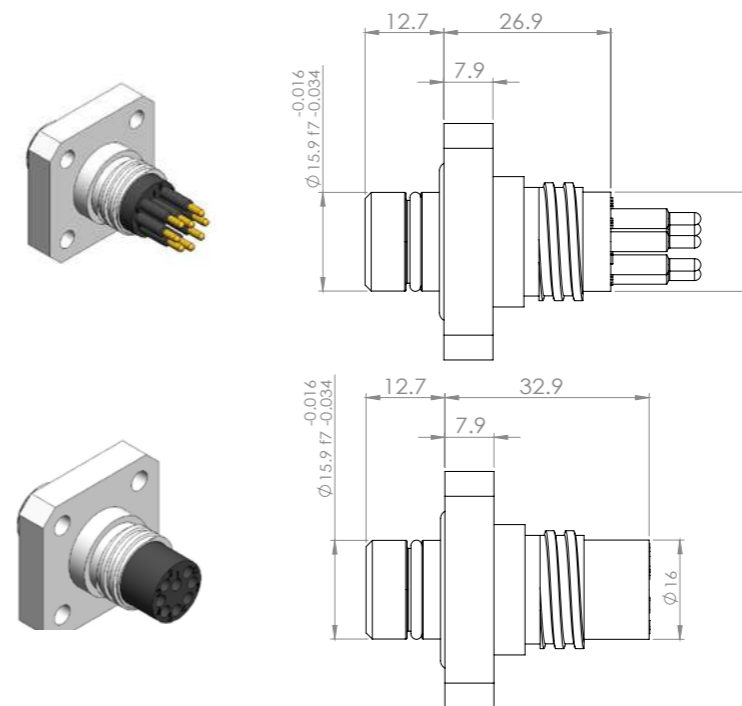
Operation Specification	
Max. voltage	300 V DC
Current rating @contact	2,3,4 contacts: 10A
	5,6,8 contacts: 5A
Max. current @connector	20A
Insulation resistance	>200 Mohm
Contact resistance	<0.01 ohm
Depth rating	600 bar
Temperature rating	-40 to 60°C

Material Specification	
Connector body	Chloroprene rubber
Bulkhead body	Brass(BR), stainless steel 316(SS)
Contact	Gold plated brass
Socket	Gold plated beryllium Copper
Location pin	2,3,4 contacts: Stainless steel 316
	5,6,8 contacts: N/A
Bulkhead leads	2,3,4 contacts: AWG 18 PTFE, 30cm
	5,6,8 contacts: AWG 20 PTFE, 30cm
O - rings	NBR 2-117; NBR 2-014


Metal Shell 1500_FCR_Male_Contact 2,3,4,5,6,8	
Male (Order No.)	Contact
MS15FR02M	2
MS15FR03M	3
MS15FR04M	4
MS15FR05M	5
MS15FR06M	6
MS15FR08M	8

Metal Shell 1500_FCR_Female_Contact 2,3,4,5,6,8	
Female (Order No.)	Contact
MS15FR02F	2
MS15FR03F	3
MS15FR04F	4
MS15FR05F	5
MS15FR06F	6
MS15FR08F	8

*Dimensions in mm, Thread in inches



Face View (Male)

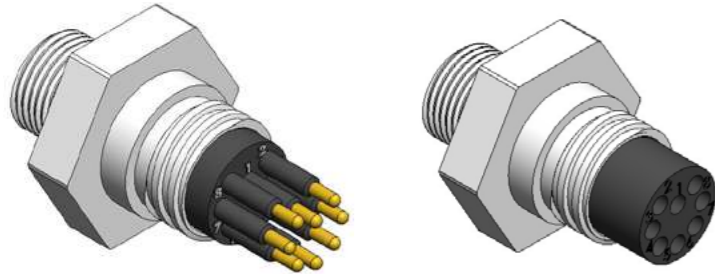


Wiring Color Code

- | | | |
|---------|----------|---------------|
| 1 Black | 4 Green | 7 White/black |
| 2 White | 5 Orange | 8 Red/black |
| 3 Red | 6 Blue | |

Metal Shell 1500_BCR

Contact 2, 3, 4, 5, 6, 8



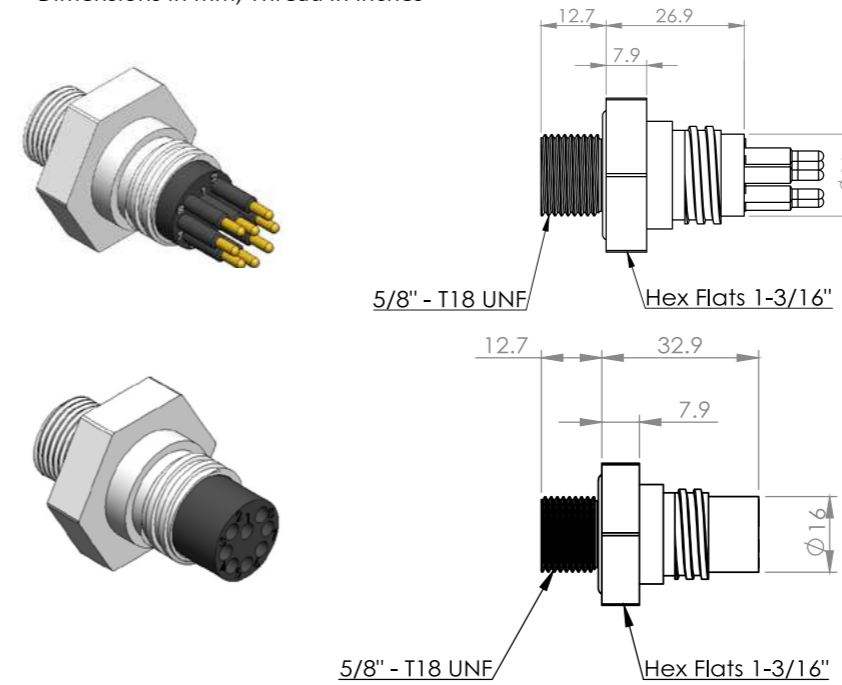
Operation Specification	
Max. voltage	300 V DC
Current rating @contact	2,3,4 contacts: 10A
	5,6,8 contacts: 5A
Max. current @connector	20A
Insulation resistance	>200 Mohm
Contact resistance	<0.01 ohm
Depth rating	600 bar
Temperature rating	-40 to 60°C

Material Specification	
Connector body	Chloroprene rubber
Bulkhead body	Brass(BR), stainless steel 316(SS)
Contact	Gold plated brass
Socket	Gold plated beryllium Copper
Location pin	2,3,4 contacts: Stainless steel 316
	5,6,8 contacts: N/A
Bulkhead leads	2,3,4 contacts: AWG 18 PTFE, 30cm
	5,6,8 contacts: AWG 20 PTFE, 30cm
O - rings	NBR 2-117


Metal Shell 1500_BCR_Male_Contact 2,3,4,5,6,8	
Male (Order No.)	Contact
MS15BR02M	2
MS15BR03M	3
MS15BR04M	4
MS15BR05M	5
MS15BR06M	6
MS15BR08M	8

Metal Shell 1500_BCR_Female_Contact 2,3,4,5,6,8	
Female (Order No.)	Contact
MS15BR02F	2
MS15BR03F	3
MS15BR04F	4
MS15BR05F	5
MS15BR06F	6
MS15BR08F	8

*Dimensions in mm, Thread in inches



Face View (Male)



Wiring Color Code

- | | | |
|---------|----------|---------------|
| 1 Black | 4 Green | 7 White/black |
| 2 White | 5 Orange | 8 Red/black |
| 3 Red | 6 Blue | |

Metal Shell 2000_FCR

Contact 2, 3, 4, 10, 12

For the Metal Shell series, models with 10 or more pins pair with the Standard Circular series, while those with fewer than 10 pins pair with the Micro Circular series.



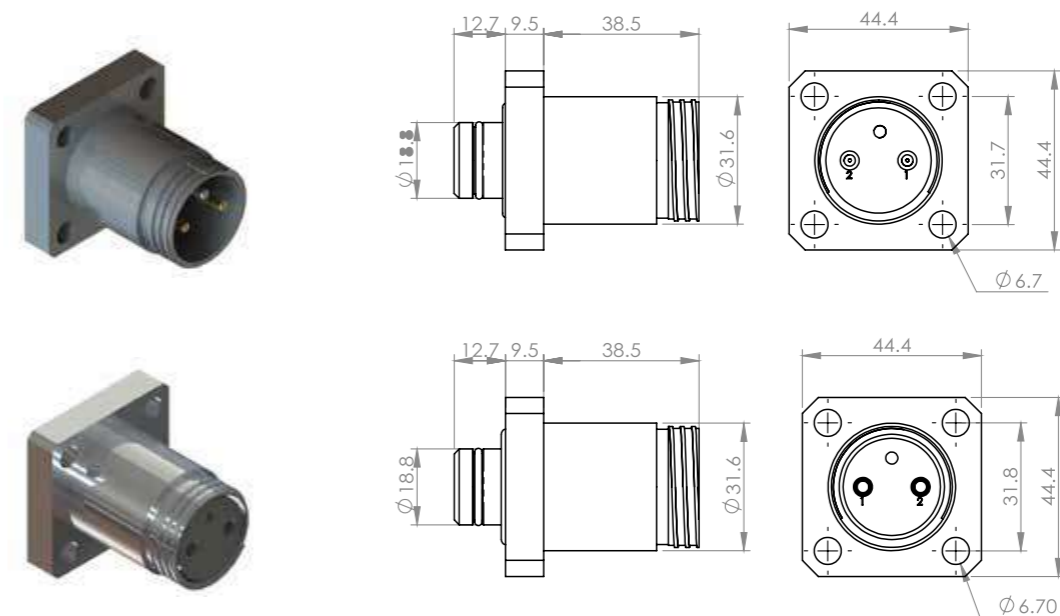
Operation Specification	
Max. voltage	2,3,4 contacts: 600 V DC
	10,12 contacts: 300V DC
Current rating @contact	2,3,4 contacts: 10A
	10,12 contacts: 5A
Max. current @connector	30A
Insulation resistance	>200 Mohm
Contact resistance	<0.01 ohm
Depth rating	600 bar
Temperature rating	-40 to 60°C

Material Specification	
Connector body	Chloroprene rubber
Bulkhead body	Stainless steel 316(SS)
Contact	Gold plated brass
Socket	Gold plated beryllium copper
Location pin	2,3,4 contacts: Stainless steel 316
	10,12 contacts: N/A
Bulkhead leads	2,3,4 contacts: AWG 18 PTFE, 30cm
	10,12 contacts: AWG 20 PTFE, 30cm
O - rings	NBR 2-119; NBR 2-016


Metal Shell 2000_FCR_Contact 2,3,4,10,12	
Male (Order No.)	Contact
MS20FR02M	2
MS20FR03M	3
MS20FR04M	4
MS20FR10M	10
MS20FR12M	12

Metal Shell 2000_FCR_Contact 2,3,4,10,12	
Female (Order No.)	Contact
MS20FR02F	2
MS20FR03F	3
MS20FR04F	4
MS20FR10F	10
MS20FR12F	12

*Dimensions in mm, Thread in inches



Face View (Male)



Wiring Color Code


- | | | | |
|---------|----------|---------------|-----------------|
| 1 Black | 4 Green | 7 White/black | 10 Orange/black |
| 2 White | 5 Orange | 8 Red/black | 11 Blue/black |
| 3 Red | 6 Blue | 9 Green/black | 12 Black/white |

(3 Conductor code: 1 Black, 2 White, 3 Green)

Metal Shell 2000_BCR

Contact 2, 3, 4, 10, 12

For the Metal Shell series, models with 10 or more pins pair with the Standard Circular series, while those with fewer than 10 pins pair with the Micro Circular series.



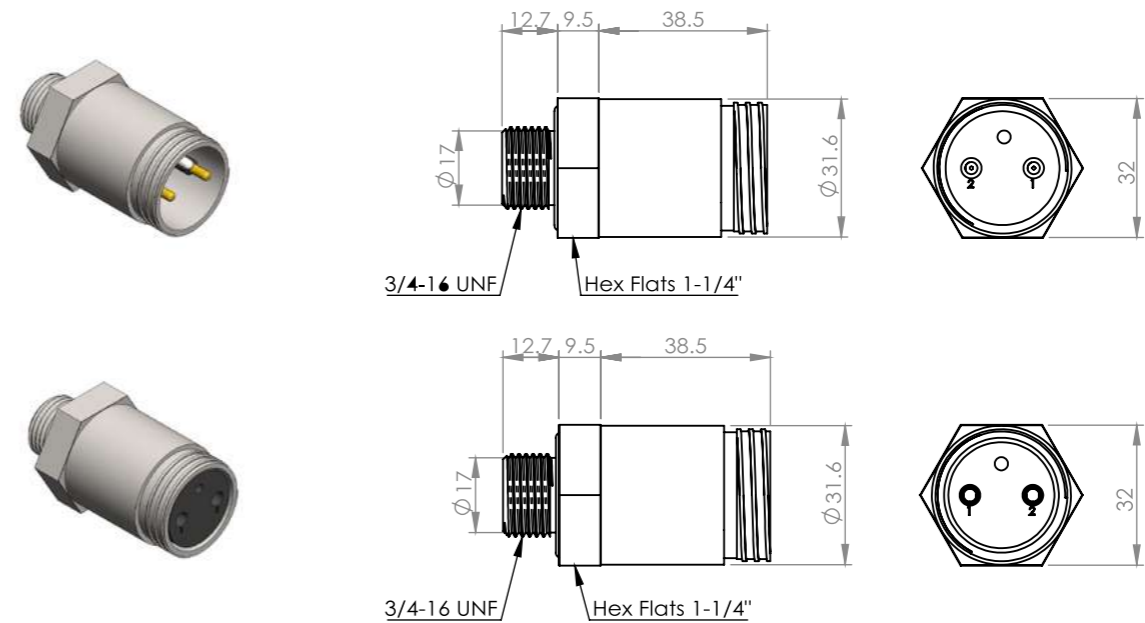
Operation Specification	
Max. voltage	2,3,4 contacts 600 V DC
	10,12 contacts 300V DC
Current rating @contact	2,3,4 contacts 10A
	10,12 contacts 5A
Max. current @connector	30A
Insulation resistance	>200 Mohm
Contact resistance	<0.01 ohm
Depth rating	600 bar
Temperature rating	-40 to 60°C

Material Specification	
Connector body	Chloroprene rubber
Bulkhead body	Stainless steel 316(SS)
Contact	Gold plated brass
Socket	Gold plated Beryllium Copper
Location pin	2,3,4 contacts Stainless steel 316
	10,12 contacts N/A
Bulkhead leads	2,3,4 contacts AWG 18 PTFE, 30cm
	10,12 contacts AWG 20 PTFE, 30cm
O - rings	NBR 2-119; NBR 2-016

Metal Shell 2000_BCR_Contact 2,3,4,10,12	
Male (Order No.)	Contact
MS20BR02M	2
MS20BR03M	3
MS20BR04M	4
MS20BR10M	10
MS20BR12M	12

Metal Shell 2000_BCR_Contact 2,3,4,10,12	
Female (Order No.)	Contact
MS20BR02F	2
MS20BR03F	3
MS20BR04F	4
MS20BR10F	10
MS20BR12F	12

*Dimensions in mm, Thread in inches



Face View (Male)



Wiring Color Code

1 Black	4 Green	7 White/black	10 Orange/black
2 White	5 Orange	8 Red/black	11 Blue/black
3 Red	6 Blue	9 Green/black	12 Black/white

(3 Conductor code: 1 Black, 2 White, 3 Green)

Diving (EO)

2 Pole Inline



Diving (EO)_2 Pole Inline Contact 2

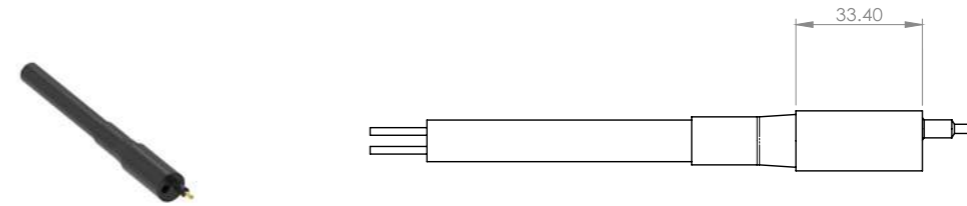


Operation Specification	
Max. voltage	600 V DC
Max. Current @connector	5A
Insulation Resistance	>200 Mohm
Contact Resistance	<0.01 ohm
Depth Rating	600 bar
Temperature Rating	-40 to 60°C

Material Specification	
Connector body	Chloroprene rubber
Contact	Gold plated brass
Socket	Gold plated beryllium copper
Inline cable	AWG 16 Neoprene, 60cm (AWG 18 optional)

Diving(EO)_Inline_Contact 2	
Male / Female (Order No.)	Contact
EOIL02M/EOIL02F	2

*Dimensions in mm, Thread in inches




Penetrator

Penetrator Right Angle

A, B, C, D Type


Penetrator Straight

C, D, E Type



Penetrator Right Angle_A, B, C, D Type

Contact: customer specified



Operation Specification	
Max. voltage	300/600 V DC depends on cable
Current rating @contact	Depends on wire and conductor size
Insulation resistance	>200 Mohm
Depth rating	600 bar
Temperature rating	-40 to 60°C

Material Specification	
Connector body	Chloroprene rubber
Bulkhead body	Brass(BR), stainless steel 316(SS)
Bulkhead leads	Customer specified
Inline cable	Customer specified (DWTEK cable only)

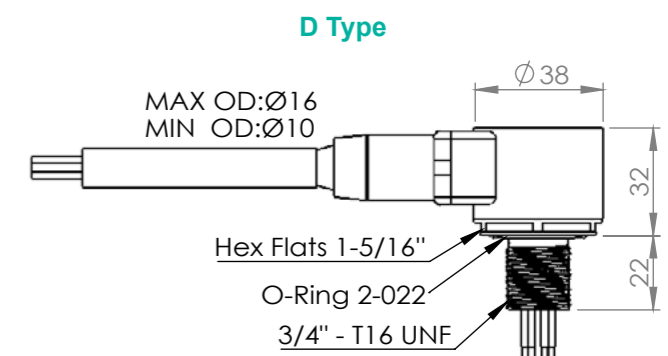
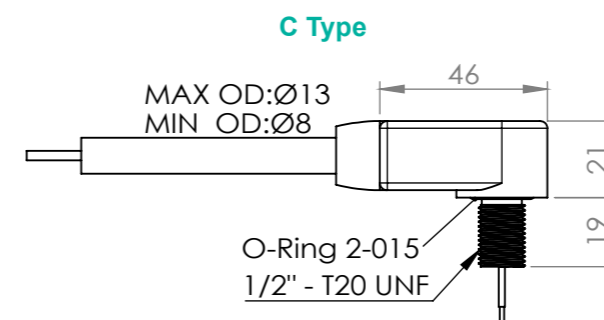
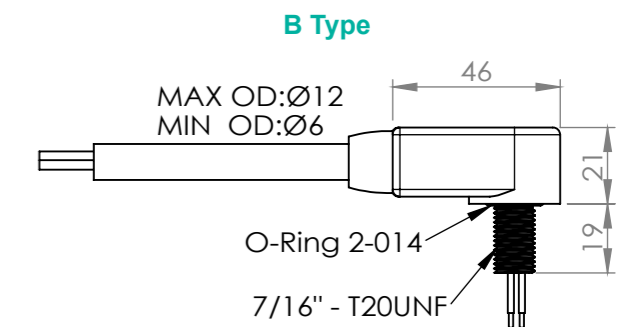
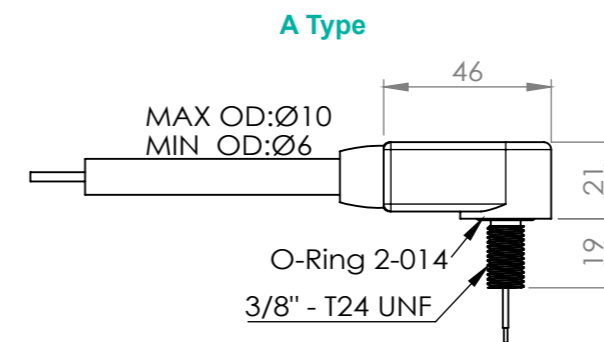
Penetrator Right Angle Connector_A Type	
A Type (Order No.)	Contact
PNTCRA00N	Customer specified
*Code: Series+Right Angle+Type+Contact+AWG+Bushing material= PNTC R A 00 00 BR Ex: PNTCRA0218BR: Penetrator Right Angle A Type, 2 Contacts, AWG18, Brass Bushing	

Penetrator Right Angle Connector_B Type	
B Type (Order No.)	Contact
PNTCRB00N	Customer specified
*Code: Series+Right Angle+Type+Contact+AWG+Bushing material= PNTC R B 00 00 BR Ex: PNTCRB0218BR: Penetrator Right Angle B Type, 2 Contacts, AWG18, Brass Bushing	

Penetrator Right Angle Connector_C Type	
C Type (Order No.)	Contact
PNTCRC00N	Customer specified
*Code: Series+Right Angle+Type+PTFE Contact+Cable Contact+Bushing material= PNTC R C 00 00 BR Ex: PNTCRC0218BR: Penetrator Right Angle C Type, 2 Contacts, Brass Bushing	

Penetrator Right Angle Connector_D Type	
D Type (Order No.)	Contact
PNTCRD00N	Customer specified
*Code: Series+Right Angle+Type+PTFE Contact+Cable Contact+Bushing material= PNTC R D 00 00 BR Ex: PNTCRD0218BR: Penetrator Right Angle D Type, 2 Contacts, Brass Bushing	

*Dimensions in mm, Thread in inches



Wiring Color Code

Customization

Penetrator Straight_C, D, E Type

Contact: customer specified



Operation Specification	
Max. voltage	300/600 V DC depends on cable
Current rating @contact	Depends on wire and conductor size
Insulation resistance	>200 Mohm
Depth rating	600 bar
Temperature rating	-40 to 60°C

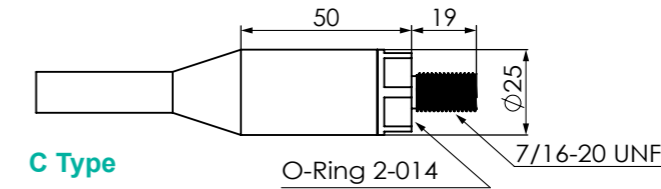
Material Specification	
Connector body	Chloroprene rubber
Bulkhead body	Brass(BR), stainless steel 316(SS)
Bulkhead leads	Customer specified
Inline cable	Customer specified (DWTEK cable only)

Penetrator Straight Connector_C Type	
C Type (Order No.)	Contact
PNTCSC00N	Customer specified
*Code: Series+Straight+Type+PTFE Contacts+Cable Contacts+Base Material= PNTC S C 00 00 BR Ex: PNTCSC0202BR: Penetrator Straight C Type, 2 Contacts, Brass	

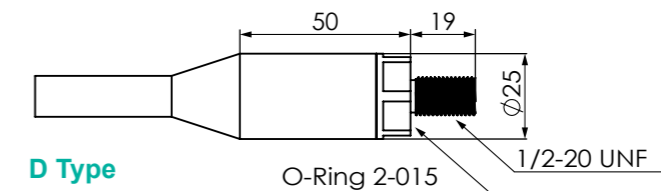
Penetrator Straight Connector_D Type	
D Type (Order No.)	Contact
PNTCSD00N	Customer specified
*Code: Series+Straight+Type+PTFE Contacts+Cable Contacts+Base Material= PNTC S D 00 00 BR Ex: PNTCSD0202BR: Penetrator Straight D Type, 2 Contacts, Brass	

Penetrator Straight Connector_E Type	
E Type (Order No.)	Contact
PNTCSE00N	Customer specified
*Code: Series+Straight+Type+PTFE Contacts+Cable Contacts+Base Material= PNTC S E 00 00 BR Ex: PNTCSE0202BR: Penetrator Straight E Type, 2 Contacts, Brass	

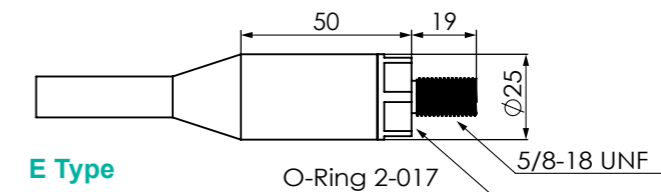
*Dimensions in mm, Thread in inches



C Type



D Type



E Type

Wiring Color Code

Customization

Dry Metal Shell

Dry Metal Shell G

FCR
BCR
CCP
CCP-RA

Dry Metal Shell L

FCR
BCR
CCP

Dry Metal Shell S

BCR
CCP

Dry Metal Shell S Mini

BCR
CCP
Pressure Cap for BCR
Pressure Cap for CCP



Metal Shell G_FCR

Contact 2, 3, 4, 5, 6, 7, 8



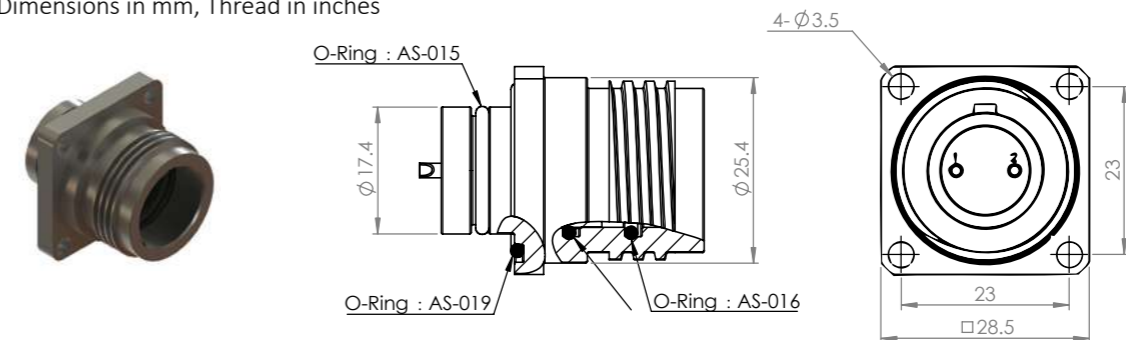
Operation Specification	
Max. voltage	300 V DC
Current rating @contact	5A
Max. current @connector	20A
Insulation resistance	>200 Mohm
Contact resistance	<0.01 ohm
Depth rating	600 bar
Temperature rating	-40 to 60°C

Material Specification	
Bulkhead body	Stainless steel 316(SS)
Contact	Gold plated brass
Socket	Gold plated brass
O - rings	NBR 2-015; NBR 2-016; NBR 2-019


Metal Shell G_FCR_Male_Contact 2,3,4,5,6,7,8	
Male (Order No.)	Contact
MSGFR02M	2
MSGFR03M	3
MSGFR04M	4
MSGFR05M	5
MSGFR06M	6
MSGFR07M	7
MSGFR08M	8

Metal Shell G_FCR_Female_Contact 2,3,4,5,6,7,8	
Female (Order No.)	Contact
MSGFR02F	2
MSGFR03F	3
MSGFR04F	4
MSGFR05F	5
MSGFR06F	6
MSGFR07F	7
MSGFR08F	8

*Dimensions in mm, Thread in inches



Face View (Male)



Metal Shell G_BCR

Contact 2, 3, 4, 5, 6, 7, 8



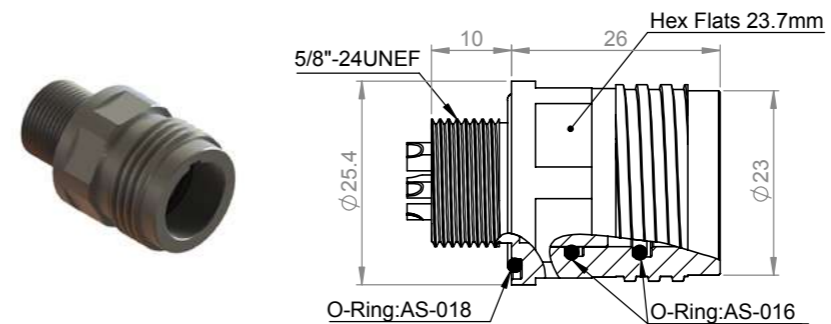
Operation Specification	
Max. voltage	300 V DC
Current rating @contact	5A
Max. current @connector	20A
Insulation resistance	>200 Mohm
Contact resistance	<0.01 ohm
Depth rating	600 bar
Temperature rating	-40 to 60°C

Material Specification	
Bulkhead body	Stainless steel 316(SS)
Contact	Gold plated brass
Socket	Gold plated brass
O - rings	NBR 2-016; NBR 2-018

Metal Shell G_BCR_Male_Contact 2,3,4,5,6,7,8	
Male (Order No.)	Contact
MSGBR02M	2
MSGBR03M	3
MSGBR04M	4
MSGBR05M	5
MSGBR06M	6
MSGBR07M	7
MSGBR08M	8

Metal Shell G_BCR_Female_Contact 2,3,4,5,6,7,8	
Female (Order No.)	Contact
MSGBR02F	2
MSGBR03F	3
MSGBR04F	4
MSGBR05F	5
MSGBR06F	6
MSGBR07F	7
MSGBR08F	8

*Dimensions in mm, Thread in inches




Face View (Male)



Metal Shell G_CCP

Contact 2, 3, 4, 5, 6, 7, 8

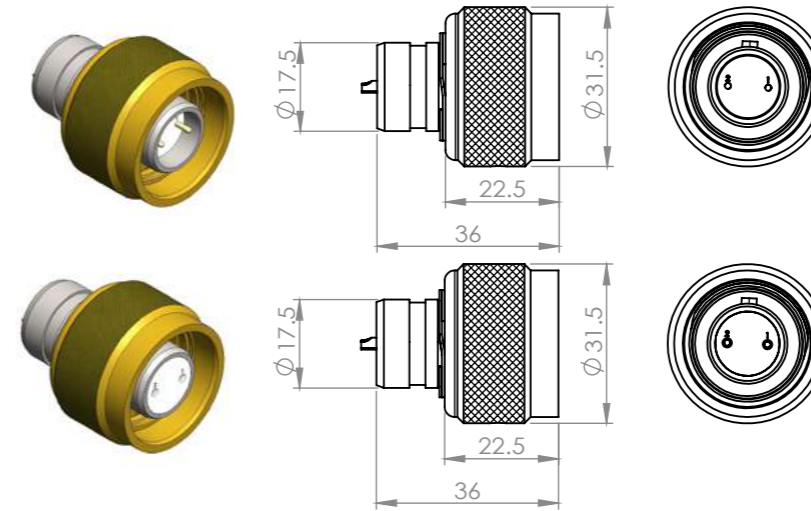


Operation Specification	
Max. voltage	300 V DC
Current rating @contact	5A
Max. current @connector	20A
Insulation resistance	>200 Mohm
Contact resistance	<0.01 ohm
Depth rating	600 bar
Temperature rating	-40 to 60°C

Material Specification	
Connector body	Stainless steel 316
Contact	Gold plated brass
Socket	Gold plated brass
Locking sleeve	Gunmetal
O - rings	NBR 2-017

Metal Shell G_CCP_Male_Contact 2,3,4,5,6,7,8	
Male (Order No.)	Contact
MSGCP02M	2
MSGCP03M	3
MSGCP04M	4
MSGCP05M	5
MSGCP06M	6
MSGCP07M	7
MSGCP08M	8
Metal Shell G_CCP_Female_Contact 2,3,4,5,6,7,8	
Female (Order No.)	Contact
MSGCP02F	2
MSGCP03F	3
MSGCP04F	4
MSGCP05F	5
MSGCP06F	6
MSGCP07F	7
MSGCP08F	8

*Dimensions in mm, Thread in inches



Face View (Male)



Metal Shell G_CCP-RA

Contact 2, 3, 4, 5, 6, 7, 8



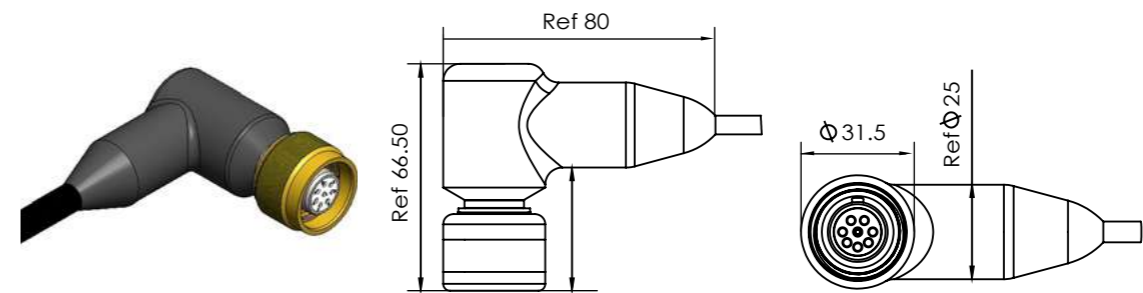
Operation Specification	
Max. voltage	300 V DC
Current rating @contact	5A
Max. current @connector	20A
Insulation resistance	>200 Mohm
Contact resistance	<0.01 ohm
Depth rating	600 bar
Temperature rating	-40 to 60°C

Material Specification	
Connector body	Stainless steel 316
Contact	Gold plated brass
Socket	Gold plated brass
Locking sleeve	Gunmetal
O - rings	NBR 2-017

Metal Shell G_CCP RA_Male_Contact 2,3,4,5,6,7,8	
Male (Order No.)	Contact
MSGCA02M	2
MSGCA03M	3
MSGCA04M	4
MSGCA05M	5
MSGCA06M	6
MSGCA07M	7
MSGCA08M	8

Metal Shell G_CCP RA_Female_Contact 2,3,4,5,6,7,8	
Female (Order No.)	Contact
MSGCA02F	2
MSGCA03F	3
MSGCA04F	4
MSGCA05F	5
MSGCA06F	6
MSGCA07F	7
MSGCA08F	8

*Dimensions in mm, Thread in inches



Face View (Male)



Metal Shell L_FCR

Contact 2, 3, 5, 7, 8, 10, 12, 16



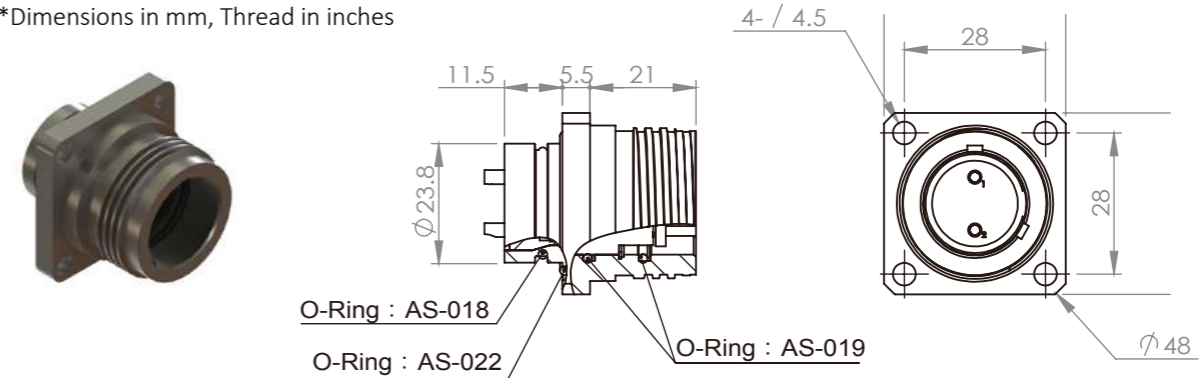
Operation Specification	
Max. voltage	Contact 2, 3, 5: 600 V DC Contact 7, 8, 10, 12, 16: 300 V DC
Max. current @connector	30A
Insulation resistance	>200 Mohm
Contact resistance	<0.01 ohm
Depth rating	600 bar
Temperature rating	-40 to 60°C

Material Specification	
Bulkhead body	Stainless steel 316(SS)
Contact	Gold plated brass
Socket	Gold plated brass
O - rings	NBR 2-018; NBR 2-019; NBR 2-022


Metal Shell L_FCR_Male_Contact 2,3,5,7,8,10,12,16	
Male (Order No.)	Contact
MSLFR02M	2
MSLFR03M	3
MSLFR05M	5
MSLFR07M	7
MSLFR08M	8
MSLFR10M	10
MSLFR12M	12
MSLFR16M	16

Metal Shell L_FCR_Female_Contact 2,3,5,7,8,10,12,16	
Female (Order No.)	Contact
MSLFR02F	2
MSLFR03F	3
MSLFR05F	5
MSLFR07F	7
MSLFR08F	8
MSLFR10F	10
MSLFR12F	12
MSLFR16F	16

*Dimensions in mm, Thread in inches



Face View (Male)



Metal Shell L_BCR

Contact 2, 3, 5, 7, 8, 10, 12, 16



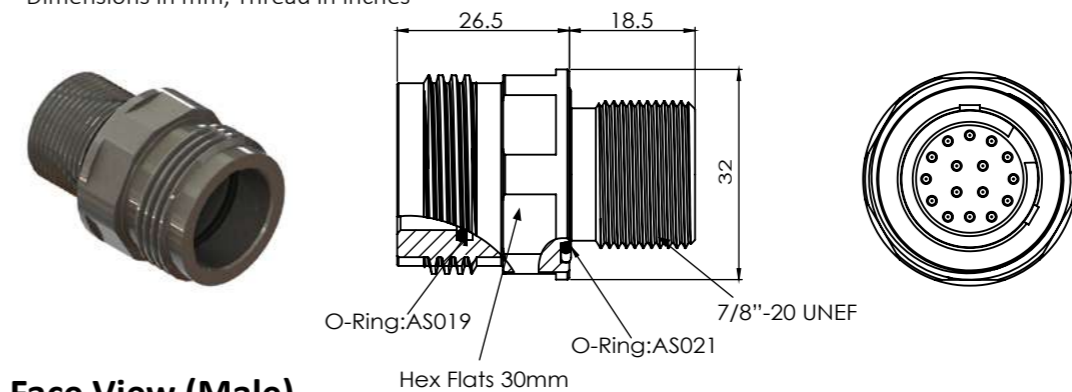
Operation Specification	
Max. voltage	Contact 2, 3, 5: 600 V DC Contact 7, 8, 10, 12, 16: 300 V DC
Max. current @connector	30A
Insulation resistance	>200 Mohm
Contact resistance	<0.01 ohm
Depth rating	600 bar
Temperature rating	-40 to 60°C

Material Specification	
Bulkhead body	Stainless steel 316(SS)
Contact	Gold plated brass
Socket	Gold plated brass
O - rings	NBR 2-019; NBR 2-021

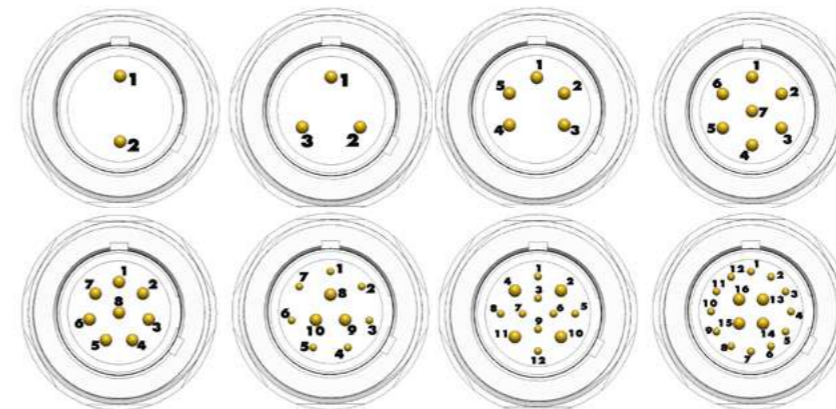
Metal Shell L_BCR_Male_Contact 2,3,5,7,8,10,12,16	
Male (Order No.)	Contact
MSLBR02M	2
MSLBR03M	3
MSLBR05M	5
MSLBR07M	7
MSLBR08M	8
MSLBR10M	10
MSLBR12M	12
MSLBR16M	16

Metal Shell L_BCR_Female_Contact 2,3,5,7,8,10,12,16	
Female (Order No.)	Contact
MSLBR02F	2
MSLBR03F	3
MSLBR05F	5
MSLBR07F	7
MSLBR08F	8
MSLBR10F	10
MSLBR12F	12
MSLBR16F	16

*Dimensions in mm, Thread in inches




Face View (Male)



Metal Shell L_CCP

Contact 2, 3, 5, 7, 8, 10, 12, 16



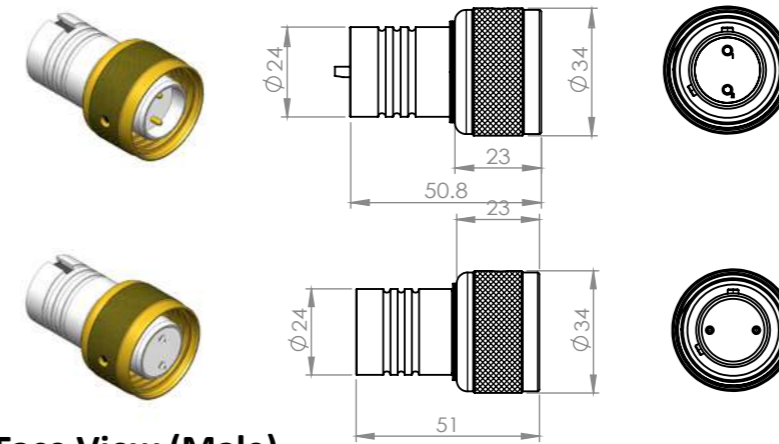
Operation Specification	
Max. voltage	Contact 2, 3, 5: 600 V DC Contact 7, 8, 10, 12, 16: 300 V DC
Max. current @connector	30A
Insulation resistance	>200 Mohm
Contact resistance	<0.01 ohm
Depth rating	600 bar
Temperature rating	-40 to 60°C

Material Specification	
Connector body	Stainless steel 316
Contact	Gold plated brass
Socket	Gold plated brass
Locking Sleeve	Gunmetal
O - rings	NBR 2-017


Metal Shell L_CCP_Male_Contact 2,3,5,7,8,10,12,16	
Male (Order No.)	Contact
MSLCP02M	2
MSLCP03M	3
MSLCP05M	5
MSLCP07M	7
MSLCP08M	8
MSLCP10M	10
MSLCP12M	12
MSLCP16M	16

Metal Shell L_CCP_Female_Contact 2,3,5,7,8,10,12,16	
Female (Order No.)	Contact
MSLCP02F	2
MSLCP03F	3
MSLCP05F	5
MSLCP07F	7
MSLCP08F	8
MSLCP10F	10
MSLCP12F	12
MSLCP16F	16

*Dimensions in mm, Thread in inches



Face View (Male)



Metal Shell S_Single Fiber Optic_BCR_Contact 1

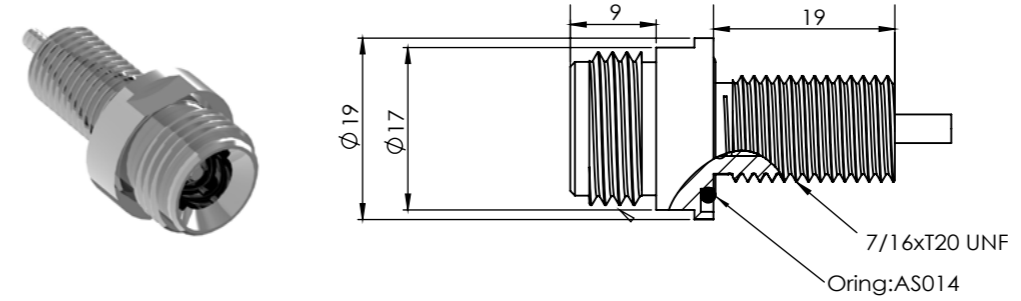


Operation Specification	
Insertion loss	< 0.3 dB
Typically	< 0.5 dB
Depth rating	300 bar
Temperature rating	-40 to 60°C

Material Specification	
BCR body	Stainless Steel(SS)
BCR Lead	100 cm
O - rings	NBR 2-014

Metal Shell S Single Fiber Optic_BCR_Contact 1	
BCR (Order No.)	Contact
MSSBR01M	1

*Dimensions in mm, Thread in inches



Metal Shell S_Single Fiber Optic_CCP Contact 1

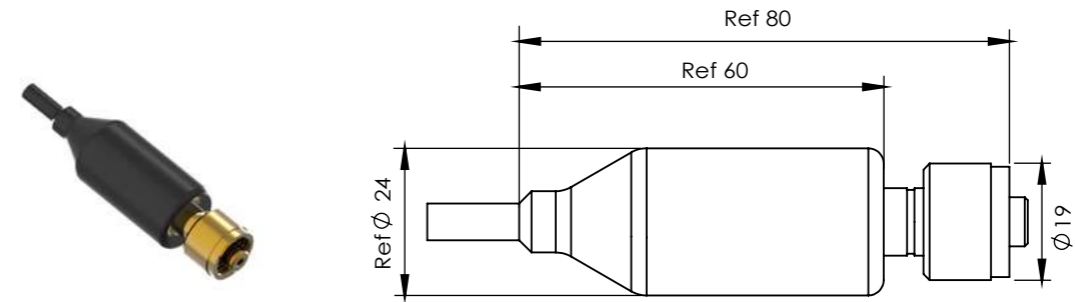


Operation Specification	
Insertion loss	< 0.3 dB
Typically	< 0.5 dB
Depth rating	300 bar
Temperature rating	-40 to 60°C


Material Specification	
Connector body	Brass
Inline Cable	100cm
Locking Sleeve	Gunmetal

Metal Shell S Single Fiber Optic_CCP_Contact 1	
CCP (Order No.)	Contact
MSSCP01F	1

*Dimensions in mm, Thread in inches



Metal Shell S_Single Fiber Mini Optic_BCR Contact 1

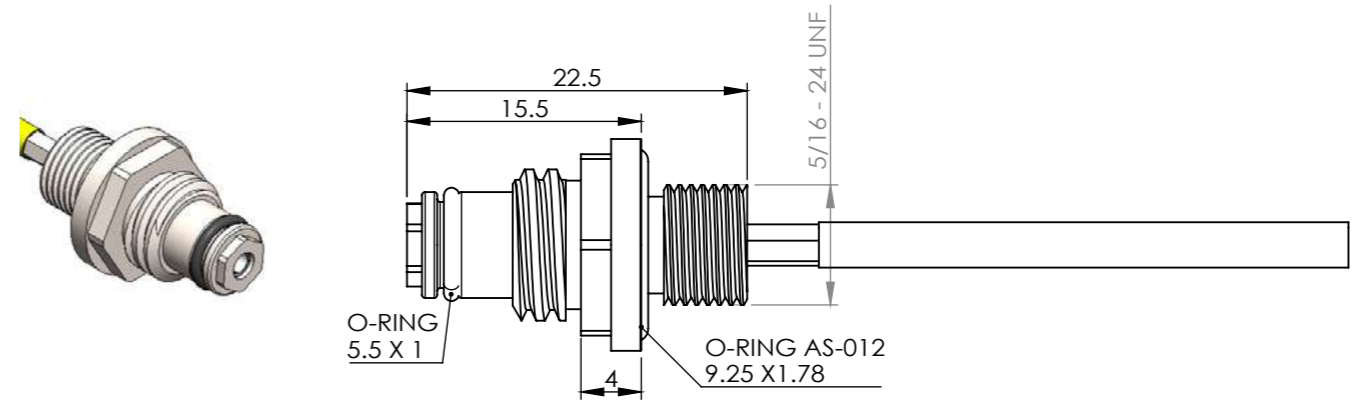


Operation Specification	
Insertion loss	< 0.3 dB
Typically	< 0.5 dB
Depth rating	300 bar
Temperature rating	-40 to 60°C


BCR body	Stainless Steel(SS)
BCR Lead	100 cm
O - rings	NBR 2-012 09005.5-1

Metal Shell S Single Fiber Mini Optic Bulkhead Connector_BCR_Contact 1	
BCR (Order No.)	Contact
MSSMBR01M	1

*Dimensions in mm, Thread in inches



Metal Shell S_Single Fiber Mini Optic_CCP Contact 1

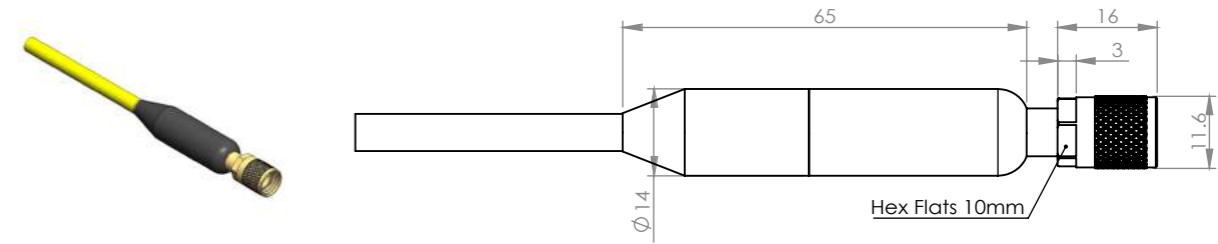


Operation Specification	
Insertion loss	< 0.3 dB
Typically	< 0.5 dB
Depth rating	300 bar
Temperature rating	-40 to 60°C


Material Specification	
Connector body	Brass
Inline Cable	100cm
Locking Sleeve	Brass

Metal Shell S Single Fiber Mini Optic_CCP_Contact 1	
CCP (Order No.)	Contact
MSSMCP01F	1

*Dimensions in mm, Thread in inches



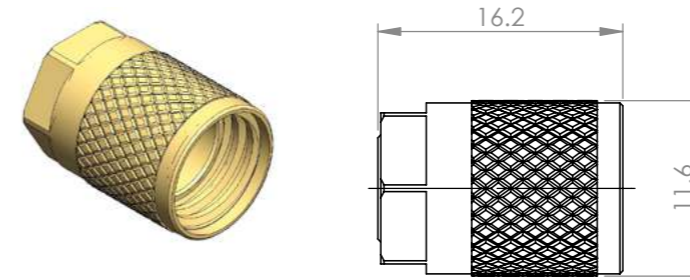
Metal Shell S_Single Fiber Mini Optic Pressure Cap for BCR Contact 0



Material Specification	
Connector body	Brass
Locking Sleeve	Brass

Metal Shell S_Single Fiber Mini Optic Pressure Cap for BCR_Contact 0	
Order No.	Contact
MSSMBR00M	0

*Dimensions in mm, Thread in inches



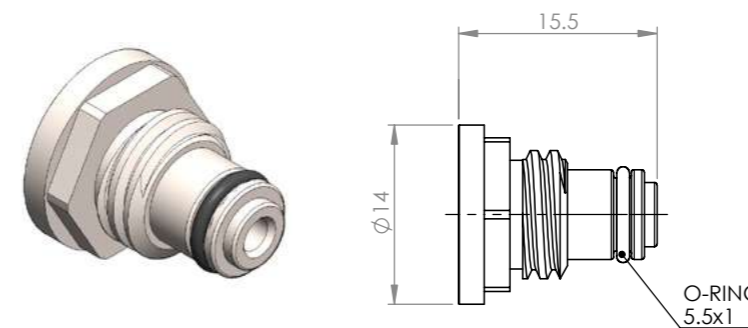
Metal Shell S_Single Fiber Mini Optic Pressure Cap for CCP Contact 0



Material Specification	
Connector body	Stainless 316
O-Ring	09005.5-1

Metal Shell S Single Fiber Mini Optic Pressure Cap for CCP_Contact 0	
Order No.	Contact
MSSMBR00F	0

*Dimensions in mm, Thread in inches



55 Series

5515

FCR (Flange connector receptable)

BCR (Bulkhead connector receptable)

CCP/AT (Cable connector plug / Attachable)

CCR (Cable connector receptacle)

CCP (Cable connector plug)

Dummy



55 Series_5515_FCR Contact 8

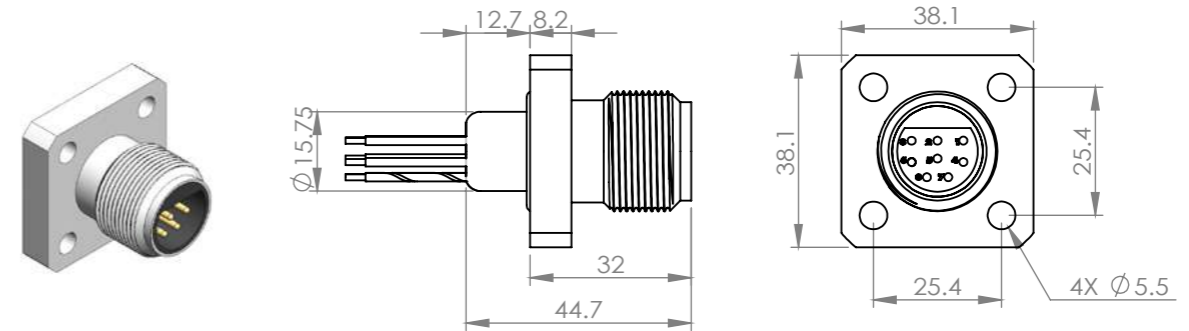


Operation Specification	
Max.voltage	600 V DC
Current rating@contact	4A
Max. current @connector	30A
Insulation resistance	>200 Mohm
Contact resistance	<0.01 ohm
Depth rating	600 Bar
Temperature rating	- 40 to 60°C

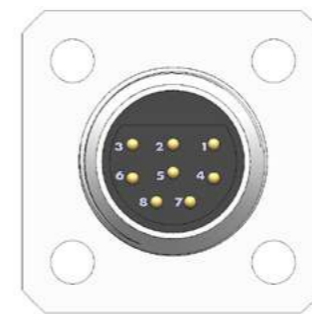
Material Specification	
Connector body	Chloroprene rubber
FCR body	Brass,Stainless 316,Titanium
Contacts	Gold plated brass
FCR leads	8 x 18 AWG PTFE , 60cm
O-rings	AS-116

5515_FCR_Male_Contact 8	
Male (Order No.)	Contact
5515FR08M	8

*Dimensions in mm, Thread in inches



Face View (Male)



Wiring Color Code

- | | | |
|---------|----------|---------------|
| 1 Black | 4 Green | 7 White/black |
| 2 White | 5 Orange | 8 Red/black |
| 3 Red | 6 Blue | |

55 Series_5515_BCR Contact 8

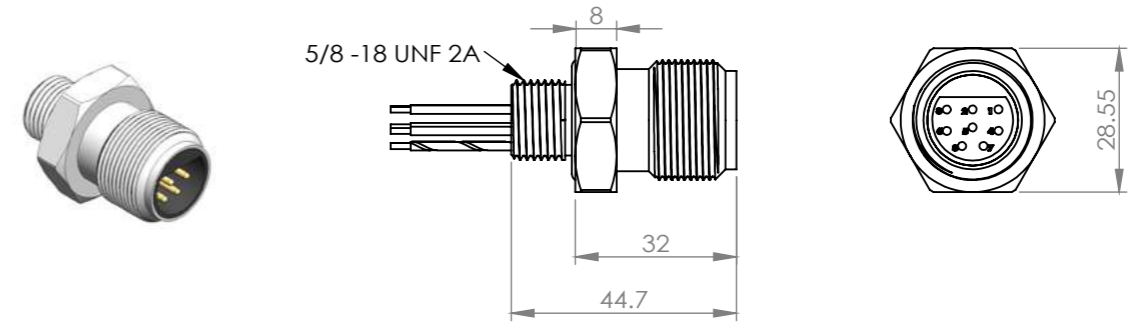


Operation Specification	
Max.voltage	600 V DC
Current rating@contact	4A
Max. current @connector	30A
Insulation resistance	>200 Mohm
Contact resistance	<0.01 ohm
Depth rating	600 Bar
Temperature rating	- 40 to 60°C

Material Specification	
Connector body	Chloroprene rubber
BCR body	Brass,Stainless 316,Titanium
Contacts	Gold plated brass
BCR leads	8 x 18 AWG PTFE , 60cm
O-rings	AS-116

5515_BCR_Male_Contact 8	
Male (Order No.)	Contact
5515BR08M	8

*Dimensions in mm, Thread in inches



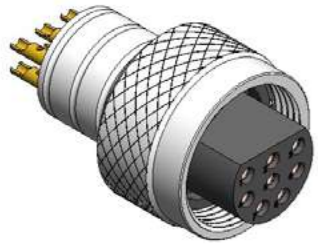
Face View (Male)



Wiring Color Code

- | | | |
|---------|----------|---------------|
| 1 Black | 4 Green | 7 White/black |
| 2 White | 5 Orange | 8 Red/black |
| 3 Red | 6 Blue | |

55 Series_5515_CCP/AT Contact 8

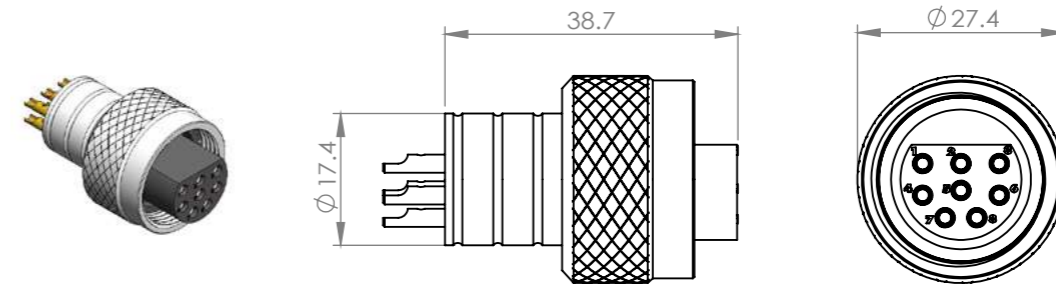


Operation Specification	
Max.voltage	600 V DC
Current rating@contact	4A
Max. current @connector	30A
Insulation resistance	>200 Mohm
Contact resistance	<0.01 ohm
Depth rating	600 Bar
Temperature rating	- 40 to 60°C

Material Specification	
Connector body	Chloroprene rubber
CCP/AT body	Stainless 316
Socket	Gold plated brass
Locking sleeve	Stainless 316

5515_CCP/AT_Female_Contact 8	
Female (Order No.)	Contact
5515CPAT08F	8

*Dimensions in mm, Thread in inches



Face View (Female)



55 Series_5515_CCR Contact 8

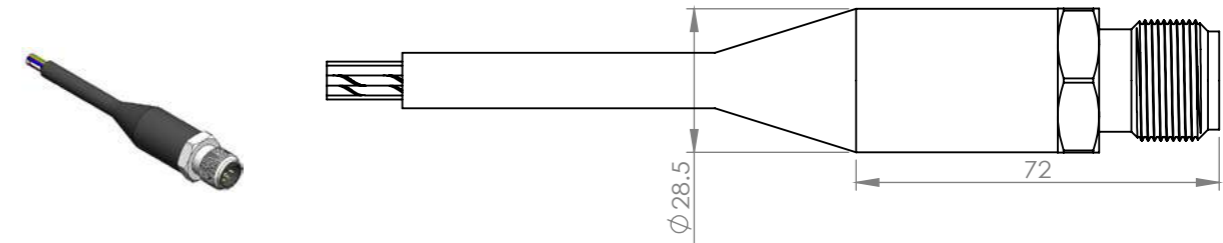


Operation Specification	
Max.voltage	600 V DC
Current rating@contact	4A
Max. current @connector	30A
Insulation resistance	>200 Mohm
Contact resistance	<0.01 ohm
Depth rating	600 Bar
Temperature rating	- 40 to 60°C

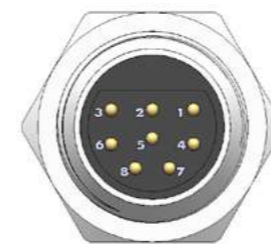
Material Specification	
Connector body	Chloroprene rubber
BCR body	Stainless 316
Contacts	Gold plated brass
Inline Cable	AWG 18 Synthetic Rubber 60cm

5515_CCR_Male_Contact 8	
Male (Order No.)	Contact
5515CR08M	8

*Dimensions in mm, Thread in inches



Face View (Male)



Wiring Color Code

- | | | |
|---------|----------|---------------|
| 1 Black | 4 Green | 7 White/black |
| 2 White | 5 Orange | 8 Red/black |
| 3 Red | 6 Blue | |

55 Series_5515_CCP Contact 8

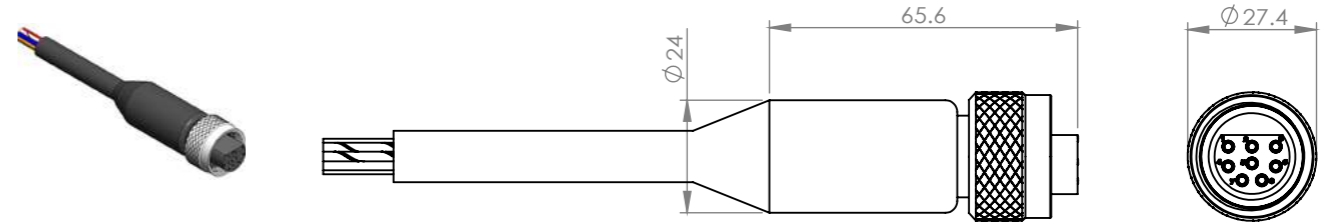


Operation Specification	
Max.voltage	600 V DC
Current rating@contact	4A
Max. current @connector	30A
Insulation resistance	>200 Mohm
Contact resistance	<0.01 ohm
Depth rating	600 Bar
Temperature rating	- 40 to 60°C

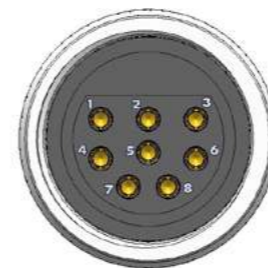
Material Specification	
Connector body	Chloroprene rubber
CCP/AT body	Stainless 316
Socket	Gold plated brass
Inline Cable	AWG 18 Synthetic Rubber 60cm
Locking sleeve	Stainless 316

5515_CCP_Female_Contact 8	
Female (Order No.)	Contact
5515CP08F	8

*Dimensions in mm, Thread in inches



Face View (Female)



Wiring Color Code

- | | | |
|---------|----------|---------------|
| 1 Black | 4 Green | 7 White/black |
| 2 White | 5 Orange | 8 Red/black |
| 3 Red | 6 Blue | |

55 Series_5515_Dummy Contact 8



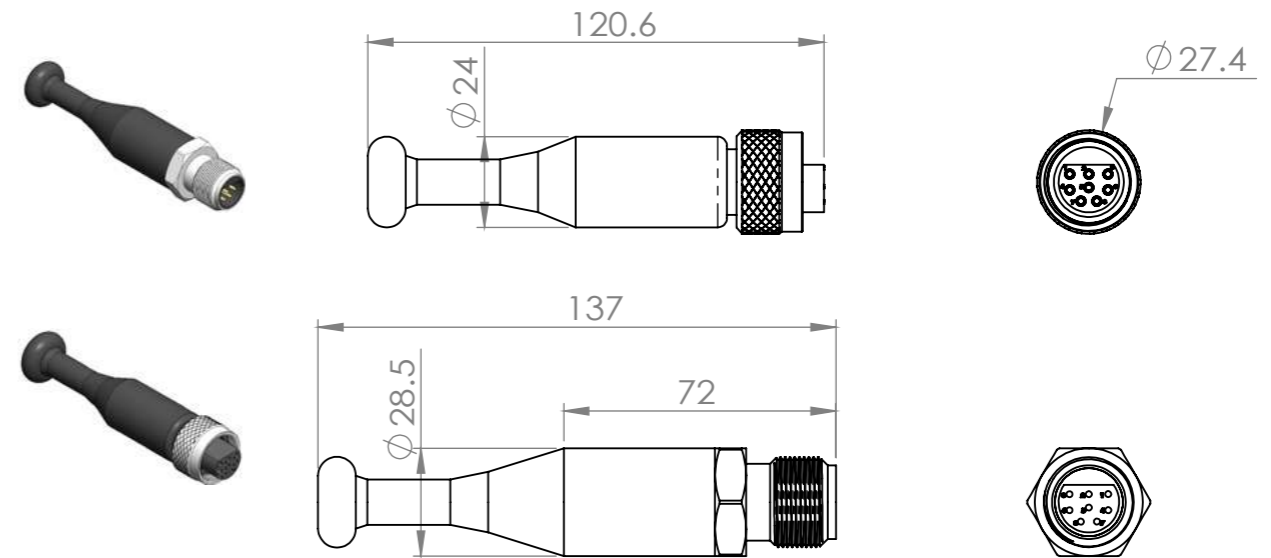
Material Specification 5515_Dummy_Male_Contact 8	
Connector body	Chloroprene rubber
BCR body	Stainless 316
Contacts	Gold plated brass

Material Specification 5515_Dummy_Female_Contact 8	
Connector body	Chloroprene rubber
CCP/AT body	Stainless 316
Socket	Gold plated brass
Locking sleeve	Stainless 316

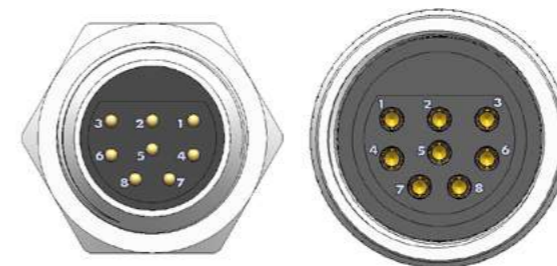
5515_Dummy_Male_Contact 8	
Male (Order No.)	Contact
5515DC08M	8

5515_Dummy_Female_Contact 8	
Female (Order No.)	Contact
5515DC08F	8

*Dimensions in mm, Thread in inches



Face View (Male&Female)



Specials

(Wet Series) Proximity Switch

Inline Right Angle Connector

(Wet Series) Field Installable Connector

Inline
Overmold



Proximity Switch Inline Right Angle Connector MCIL Contact 2 / PSILRA Contact 0

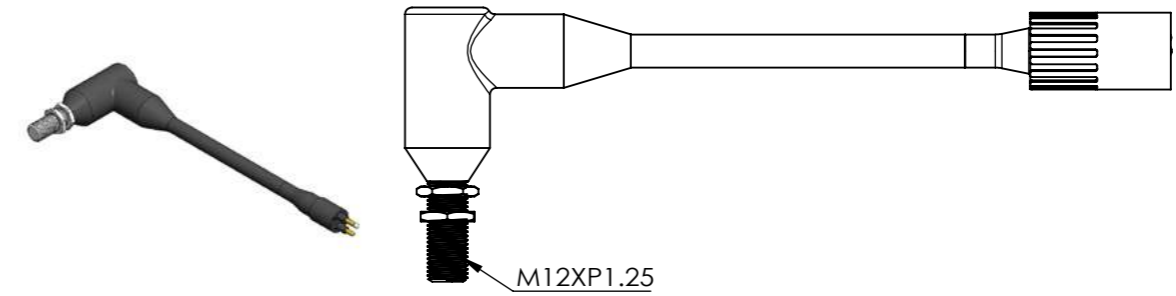


Operation Specification	
Insulation resistance	>200 Mohm
Contact resistance	<0.01ohm
Depth rating	300 Bar
Temperature rating	-40 to 60°C
Magnetic Flux	1000 GS

Material Specification	
Connector body	Chloroprene rubber
Contact	Gold plated brass
location pin	Stainless 316
M12 X P1.25 Screw	Stainless 316
M12 X P1.25 Nut	Stainless 316
Inline cable	SOOW 18 AWG 2C 50cm

Micro Circular Inline Connector_Male_Contact 02/Proximity Switch Inline Right Angle Connector	
PSILRA (Order No.)	Contact
PSILRA	02/0


*Dimensions in mm, Thread in inches



Face View



Field Installable Connector Inline Contact 4



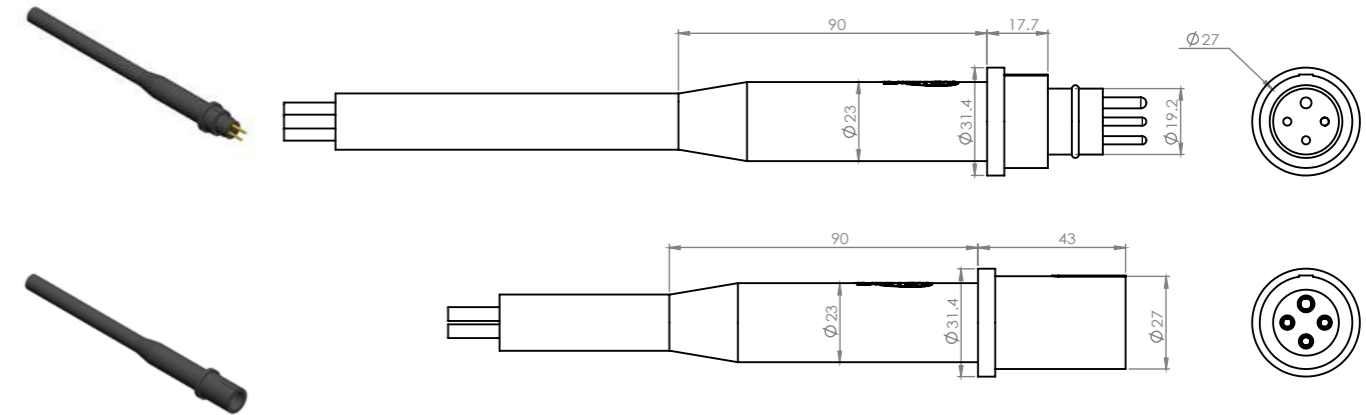
Operation Specification	
Max. voltage	600 V DC
Current rating @contact	10A
Max. current @connector	30A
Insulation resistance	>200 Mohm
Contact resistance	<0.01 ohm
Depth rating	600 bar
Temperature rating	-40 to 60 °C

Material Specification	
Connector body	Chloroprene rubber
Contact	Gold plated brass
Socket	Gold plated brass
Inline leads	SOOW 4C AWG 14 , 60cm


Field Installable Connector Inline Male Contact 4	
Male (Order No.)	Contact
FIAIL04M	4

Field Installable Connector Inline Female Contact 4	
Female (Order No.)	Contact
FIAIL04F	4

*Dimensions in mm, Thread in inches




Face View (Male)



Wiring Color Code

- 1 Black
- 2 White
- 3 Red
- 4 Green

Field Installable Connector_Overmold Contact 4



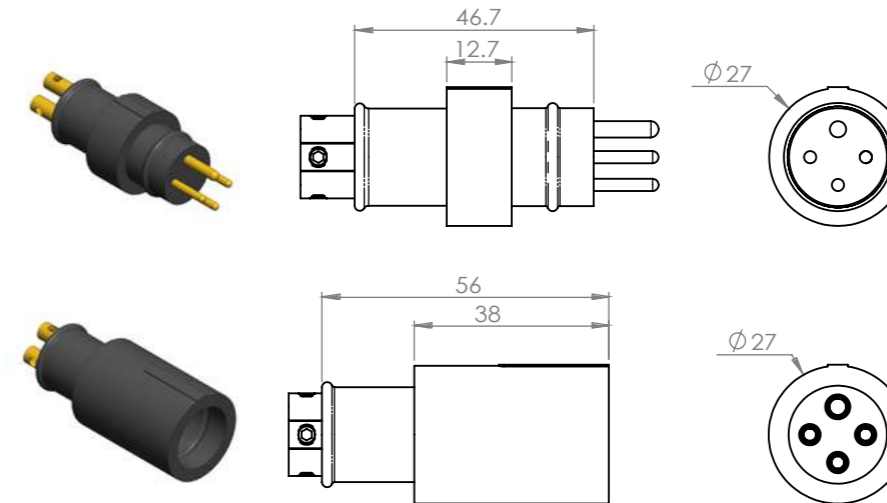
Operation Specification	
Max. voltage	600 V DC
Current rating @contact	10A
Max. current @connector	30A
Insulation resistance	>200 Mohm
Contact resistance	<0.01 ohm
Depth rating	600 bar
Temperature rating	-40 to 60 °C

Material Specification	
Connector body	Chloroprene rubber
Contact	Gold plated brass
Socket	Gold plated brass


Field Installable Connector_Overmold_Male_Contact 4	
Male (Order No.)	Contact
FIAOM04M	4

Field Installable Connector_Overmold_Female_Contact 4	
Female (Order No.)	Contact
FIAOM04F	4

*Dimensions in mm, Thread in inches



Face View (Male)



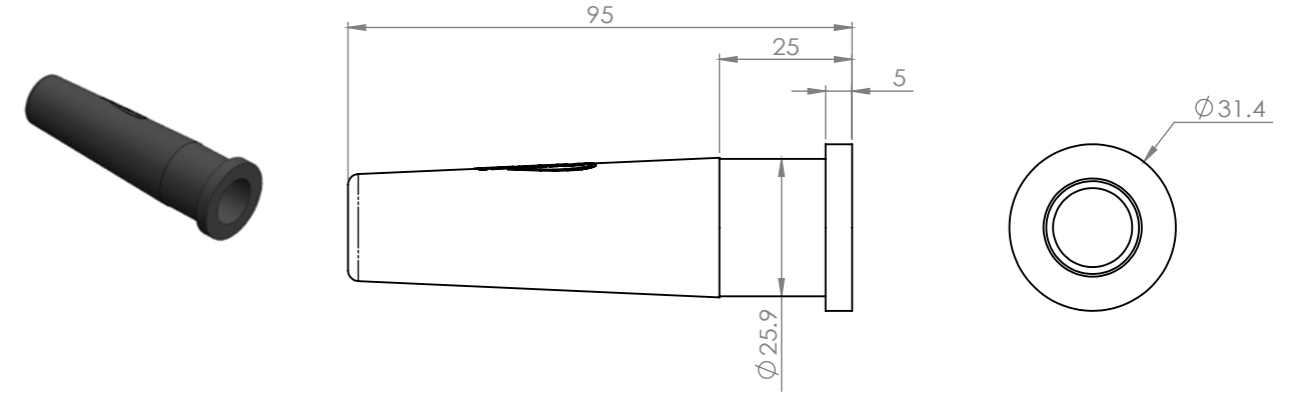
Field Installable Connector_Overmold_Boot



Material Specification	
Boot body	Chloroprene rubber

Field Installable Connector_Overmold_Boot	
FIABT00N	N/A

*Dimensions in mm, Thread in inches



Accessories

Locking Sleeve

Boot

Strap

Nut&Washer



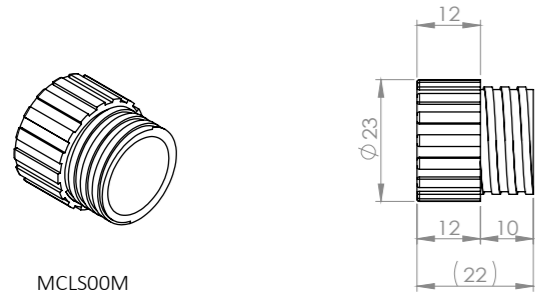
Accessories_Locking Sleeve



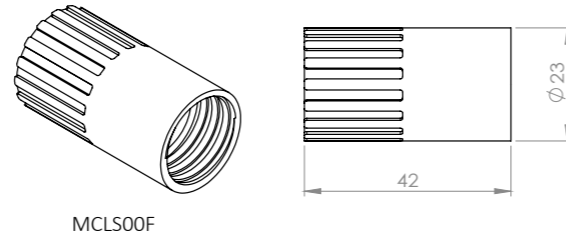
Material Specification	
Locking sleeve body	POM
Snap ring	Stainless steel 316

Accessories_Locking Sleeve_Male	
Male (Order No.)	Contact
MCLS00M	N/A
SCLS0AM	N/A
SCLS0BM	N/A
SCLS0CM	N/A
SCLS0MM	N/A
RALS00M	N/A
RGLS00M	N/A
RKLS00M	N/A
MS20LS00F-M	N/A

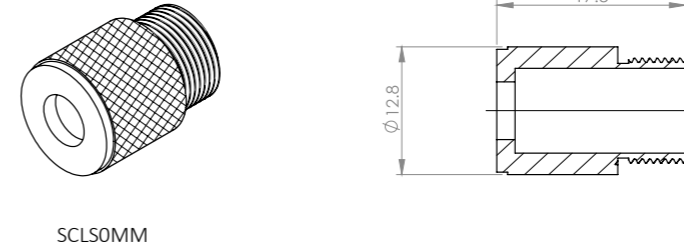
Accessories_Locking Sleeve_Female	
Female (Order No.)	Contact
MCLS00F	N/A
SCLS0AF	N/A
SCLS0BF	N/A
SCLS0CF	N/A
SCLS0MF	N/A
RALS00F	N/A
RGLS00F	N/A
RKLS00F	N/A
MS20LS00F-F	N/A
TCLS00F	N/A



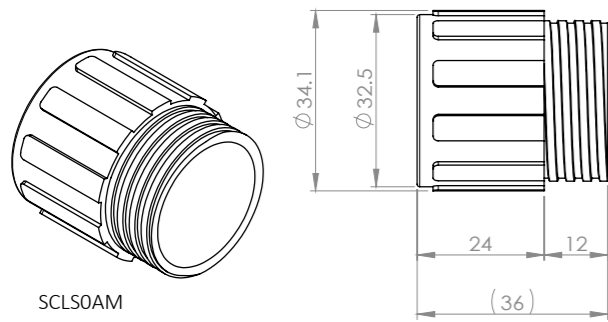
MCLS00M



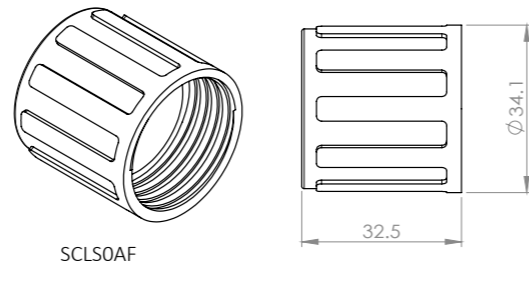
MCLS00F



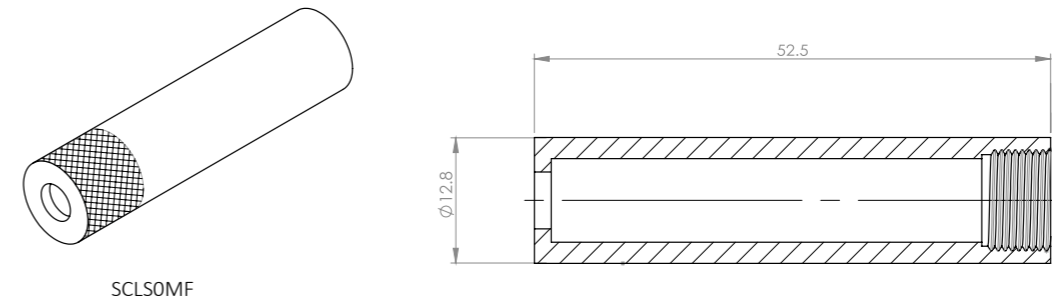
SCLS0MM



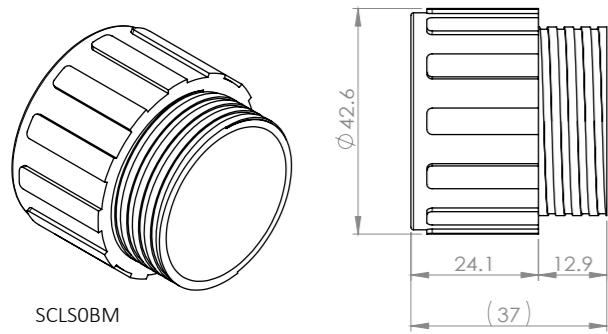
SCLS0AM



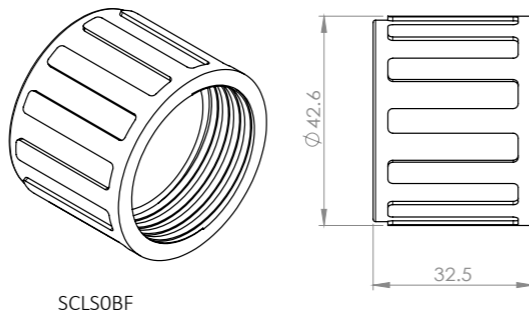
SCLS0AF



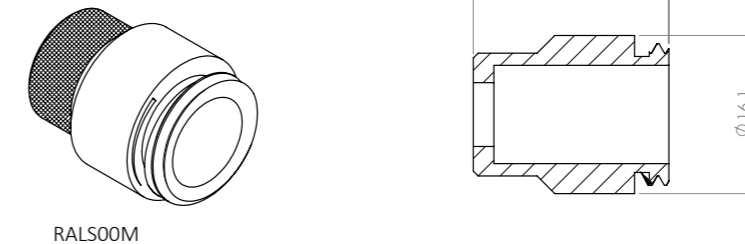
SCLS0MF



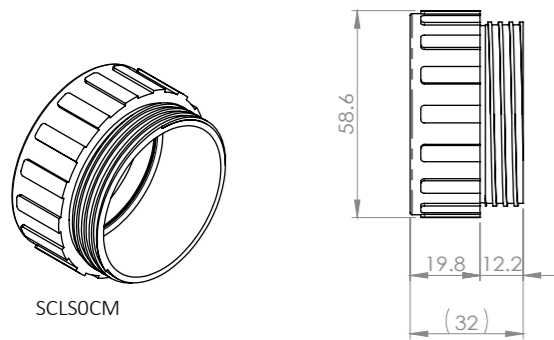
SCLS0BM



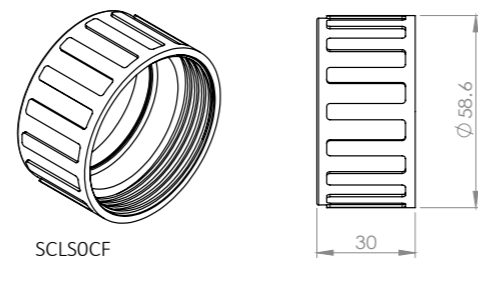
SCLS0BF



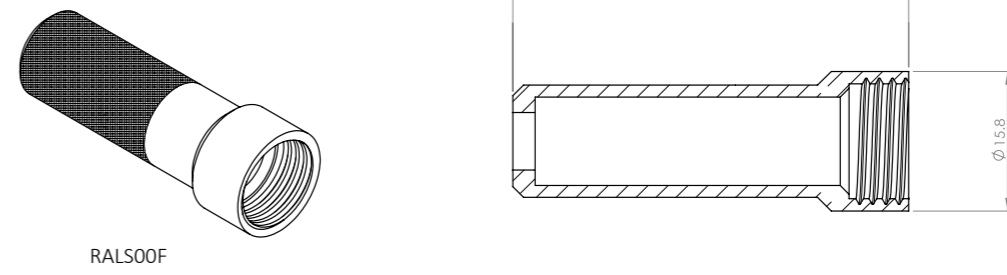
RALS00M



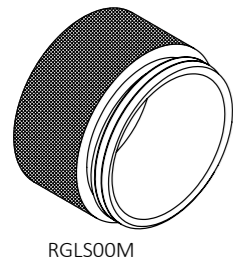
SCLS0CM




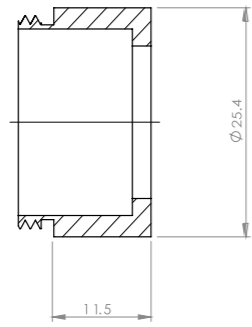
SCLS0CF



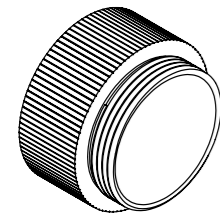
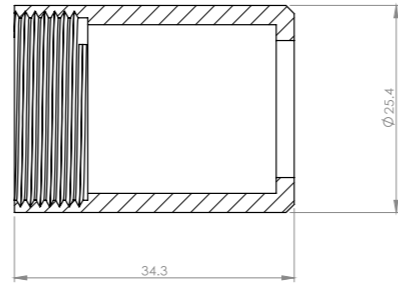
RALS00F



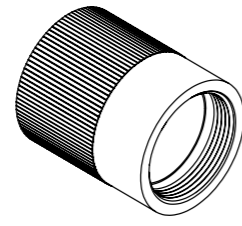
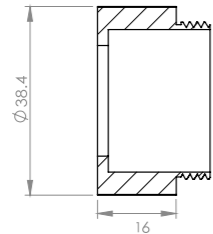
RGLS00M



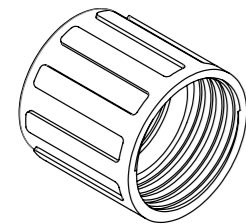
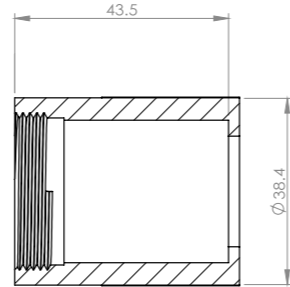
RGLS00F



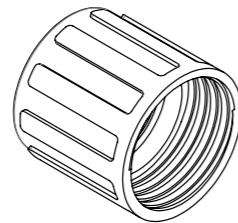
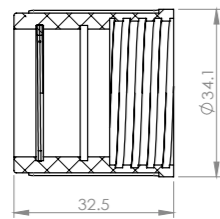
RKLS00M



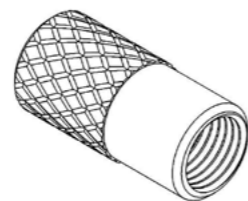
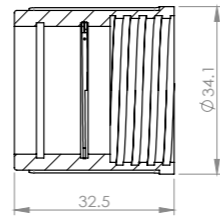
RKLS00F



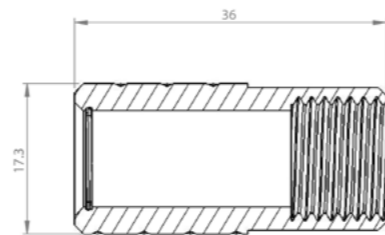
MS20LS00F-M



MS20LS00F-F




TCLS00F



Locking Sleeve Installation instruction

Inline to Inline


Step 1



Female locking sleeve

Male locking sleeve

Step 2



Step 3



Locking Sleeve Installation instruction

Inline to MC 2-8 Bulkhead

Step 1



Step 2



Step 3



Step 4



Locking Sleeve Assembly



In general, dummy connectors and locking sleeves are packed respectively.



When the snap ring is stucked either side, locking sleeve cannot be assebled with dummy directly.

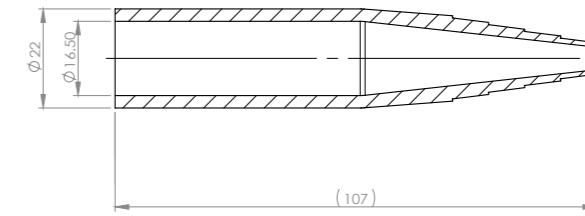
Accessories_Boot



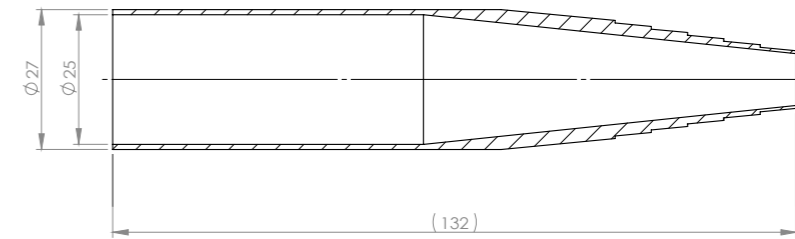
Material Specification	
Boot body	Chloroprene rubber

Accessories_Boot	
Order No.	Contact
SCBT0AN	N/A
SCBT0BN	N/A
MCBT00N	N/A
FIABT00N	N/A

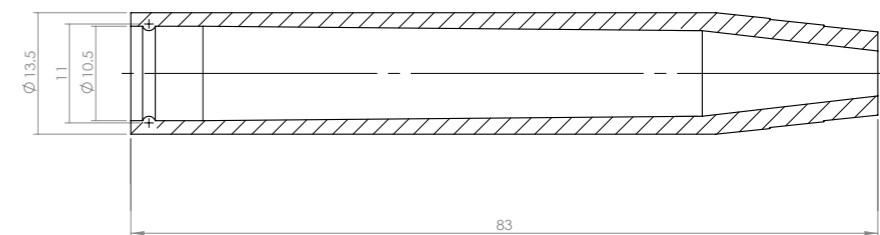
*Dimensions in mm, Thread in inches



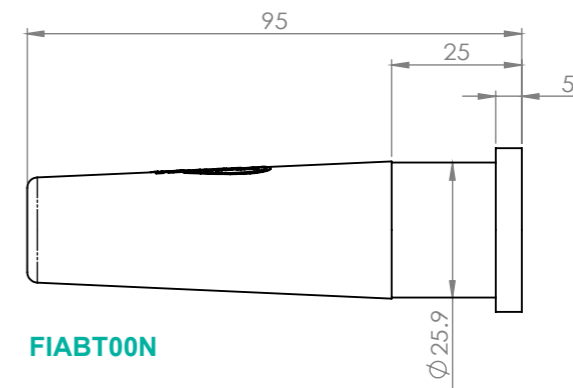
SCBT0AN



SCBT0BN



MCBT00N



FIABT00N


Accessories_Strap



Material Specification	
Strap body	Chloroprene rubber

Accessories_Strap	
Order No.	Mating Connector
LPSTOAN	LPBH 2C-5C, LPIL 2C-5C
LPSTOBN	LPBH 7C-9C, LPIL 7C-9C; ETLPBH 13C, ETLPIL 13C

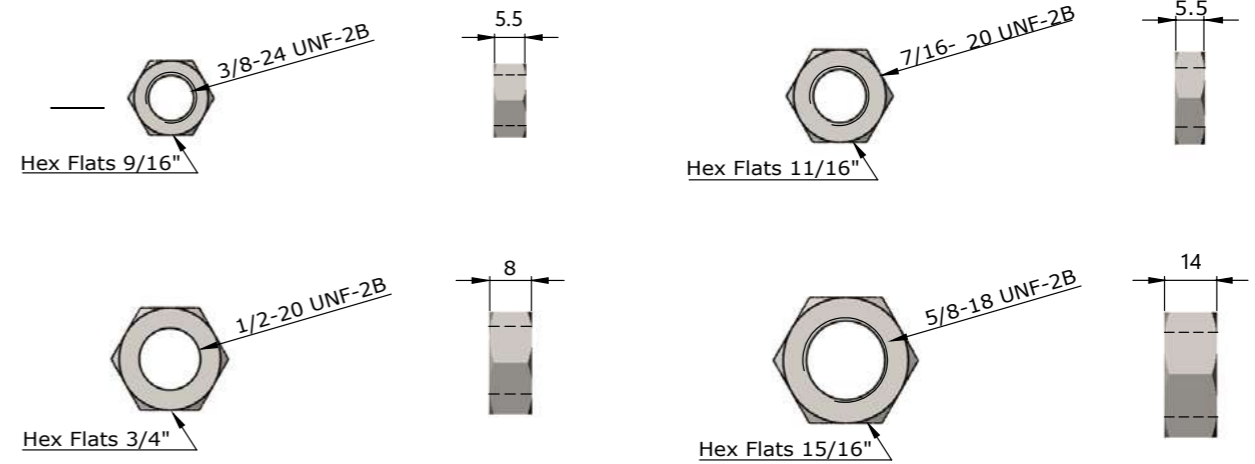
Accessories_Nut & Washer



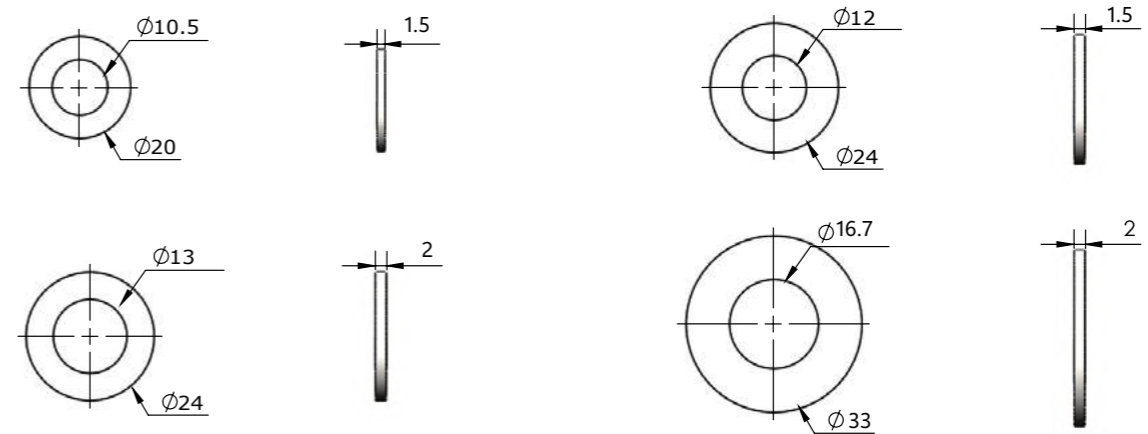
Material Specification	
Material	Stainless steel

**All product descriptions and specifications are subject to be changed without notice

Accessories_Nut	
Order No.	Spec.
NT030802	3/8xT24 UNF
NT071604	7/16xT20 UNF
NT010202	1/2xT20 UNF
NT050801	5/8xT18 UNF

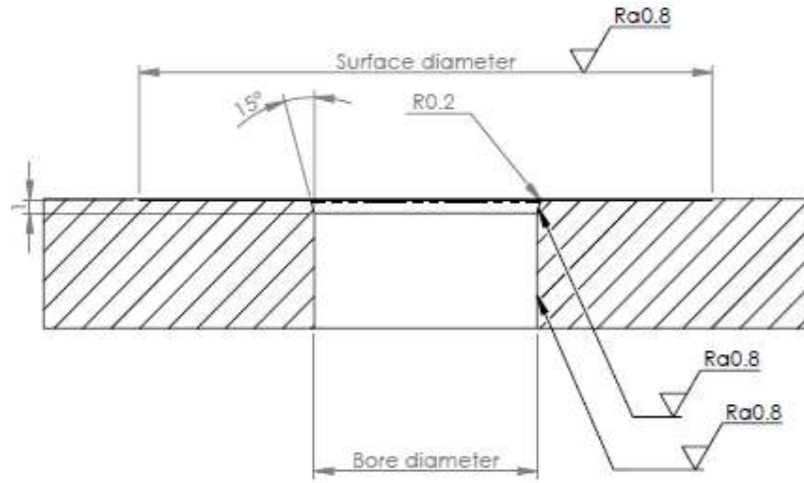


Accessories_Washer	
Order No.	Spec.
WS101901	10.5x19x1.5
WS122401	12x24x1.5
WS132401	13x24x2
WS163301	16.7x33x2



General Information

Mounting Requirement for Metal Shell FCR



Mounting Requirements

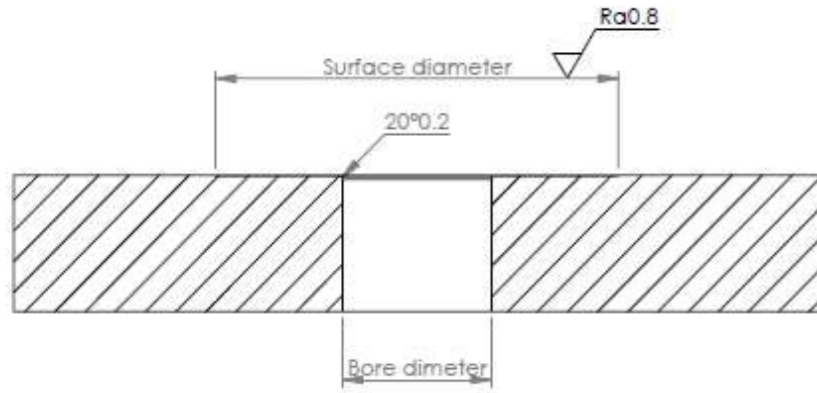
Series	Bore diameter Ø +0.05/-0.00(mm)	Surface Ø ±0.4(mm)
MSG	17.5	45
MSL	23.8	55

Recommend torque on the threads size

Type	Material	ft. lb.	Torque-Nm
UNF 3/8-24	Brass	2.9	4.0
	Stainless steel	4.4	6.0
	Titanium	4.4	6.0
	Aluminium	2.9	4.0
	Peek	1.5	2.0
UNF 7/16-20	Brass	7.4	10.0
	Stainless steel	10.3	14.0
	Titanium	10.3	14.0
	Aluminium	7.4	10.0
	Peek	3.1	4.2
UNF 1/2-20	Brass	11.0	15.0
	Stainless steel	15.5	21.0
	Titanium	15.5	21.0
	Aluminium	11.0	15.0
	Peek	3.8	5.2
UNF 5/8-18	Brass	21.4	29.0
	Stainless steel	30.2	41.0
	Titanium	30.2	41.0
	Aluminium	21.4	29.0
	Peek	7.4	10.0
UNF 3/4-16	Brass	32.4	44.0
	Stainless steel	46.5	63.0
	Titanium	46.5	63.0
	Aluminium	32.4	44.0
	Peek	11.0	15.0
UNF 7/8-14	Brass	44.3	60.0
	Stainless steel	59.0	80.0
	Titanium	59.0	80.0
	Aluminium	44.3	60.0
	Peek	14.7	20.0

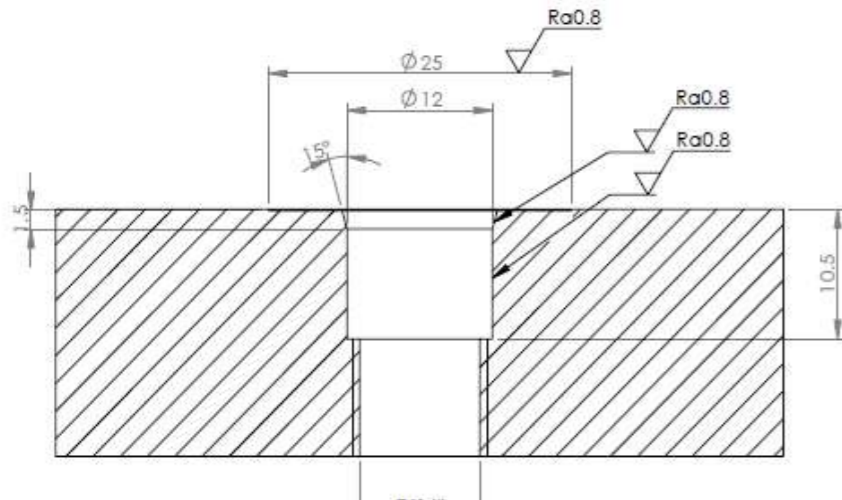
General Information

Recommended mounting hole Single o-ring

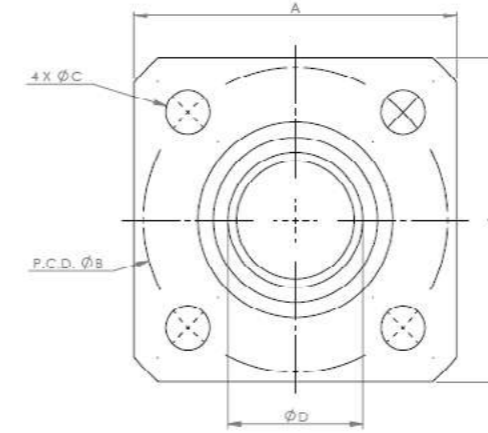


Thread size	Bore diameter	Tolerance	Surface diameter
3/8"	Ø 9.5mm , 0.375"	+/- 0.1mm	Ø 25.0mm , 0.984"
7/16"	Ø 11.3mm , 0.445"	+/- 0.1mm	Ø 25.0mm , 0.984"
1/2"	Ø 12.8mm , 12.8"	+/- 0.1mm	Ø 25.0mm , 0.984"
5/8"	Ø 16.0mm , 0.629"	+/- 0.1mm	Ø 30.0mm , 1.181"
3/4"	Ø 20.5mm , 0.807"	+/- 0.1mm	Ø 40.0mm , 1.574"
7/8"	Ø 22.5mm , 0.886"	+/- 0.1mm	Ø 40.0mm , 1.574"

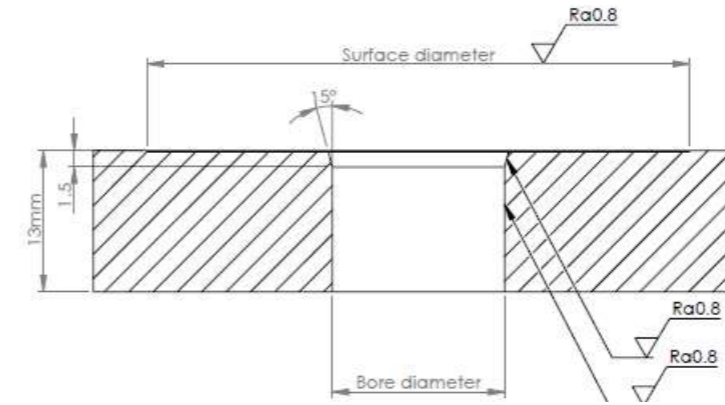
7/16" Double o-ring



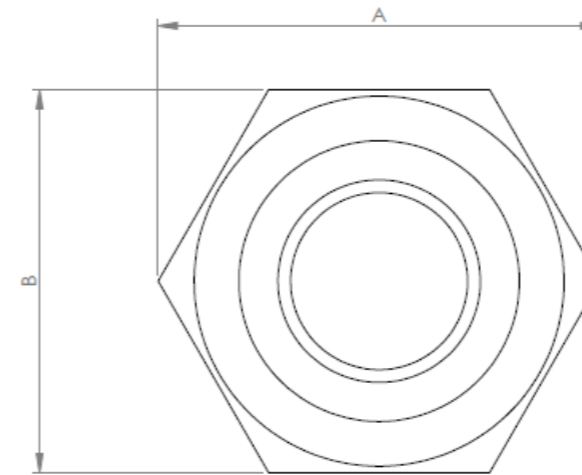
Mounting specifications for Metal Shell



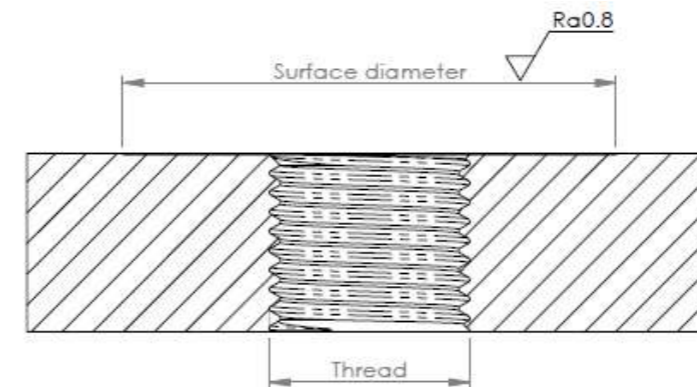
	A	B	C	D
MS1500	38.1	35.92	5.2	15.9 ^{+0.016} _{-0.034}
MS2000	44.4	44.9	6.7	18.8 ^{-0.020} _{0.041}



	Surface	Bore
MS1500	50	15.9 ^{+0.027} _{-0.000}
MS2000	60	18.8 ^{+0.033} _{-0.000}



	A	B
MS1500	34.6	30
MS2000	37	32



	Surface	Thread
MS1500	36	5/8-18 UNF 2B
MS2000	38	3/4-16 UNF 2B

Just descriptions and specifications are subject to be changed without notice. 341

General Information

DWTEK Handlinstruction

Handling

- Prior to each connection, must apply “Molykote 111” or “Molykote 44 Medium” to grease the connectors.
- Always keep the O-rings on BH, BCR, and FCR connectors well-greased by using "Molykote 111" or "Molykote 44 Medium".
- Disconnect connectors by pulling directly outward, avoiding any angled force.
- Caution to prevent cable damage: avoid pulling the cable and sharp bends the cable entry point.
- When using bulkhead connectors, avoid angular loads for optimal performance.
- Ensure proper torque application when tightening bulkhead nuts; refer to [recommend torque on the threads size guidance](#).
- Avoid exposing DWTEK connectors to prolonged heat or direct sunlight. If a connector is excessively dry, immerse it in fresh water before deployment.

Greasing products



Molykote 111

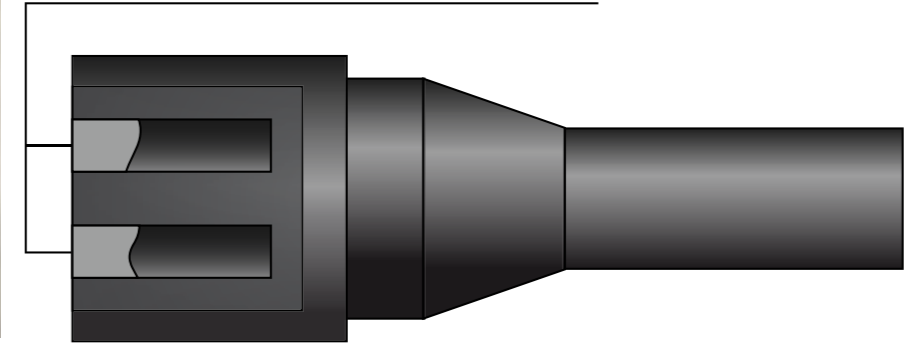


Molykote 44 Medium

Handling Instruction



at least 1/3 of grease to the socket depth



- Apply Molykote 111 or Molykote 44 Medium grease to connectors prior to every mating.
- Ensure the female connector is applied a layer of grease equivalent to at least 1/3 of the socket depth.
- After greasing, firmly connect the male and female connectors, and ensure the removal of any excess grease from the connector joint.

Instruction video: <https://youtu.be/FNhvRUPLndA>





Underwater Connector

- ✓ Wet-Mate Series
- ✓ Dry-Mate Series
- ✓ Accessories
- ✓ Customization



CONTACT US





Headquarter

☎ +886-4-2211-8947
☎ +886-4-2211-2890
✉ info@dwtek.com.tw
🌐 www.dwtekmarine.com

Taipei Office

☎ +886-2-2726-2868
☎ +886-2-2726-0968
✉ info@dwtek.com.tw

Social Media

 DWTEK Subsea Solution
 DWTEK
 DWTEK Subsea Solution
 DWTEK - ROV manufacturer